

Public Document Pack

Penallta House,
Tredomen Park,
Ystrad Mynach,
Hengoed CF82 7PG

Ty Penallta,
Parc Tredomen,
Ystrad Mynach,
Hengoed CF82 7PG



www.caerphilly.gov.uk
www.caerffili.gov.uk

Am unrhyw ymholiad yn ymwneud â'r agenda hwn cysylltwch â Rebecca Barrett
(Rhif Ffôn: 01443 864245 E-bost: barrerm@caerphilly.gov.uk)

Dyddiad: Dydd Mercher, 19 Ionawr 2022

Annwyl Syr/Fadam,

Bydd cyfarfod o'r **Pwyllgor Craffu Partneriaethau** yn cael ei gynnal trwy Microsoft Teams ar **Dydd Iau, 27ain Ionawr, 2022 am 5.30 pm** i ystyried materion a gynhwysir yn yr agenda canlynol. Gall cynghorwyr a'r cyhoedd sy'n dymuno siarad am unrhyw eitem wneud hynny drwy wneud cais i'r Cadeirydd. Mae croeso i chi ddefnyddio'r iaith Gymraeg yn y cyfarfod, a dylid rhoi cyfnod rhybudd o 3 diwrnod gwaith os ydych yn dymuno gwneud hynny.

Bydd y cyfarfod hwn yn cael ei recordio a bydd ar gael i'w weld trwy wefan y Cyngor, ac eithrio trafodaethau sy'n ymwneud ag eitemau cyfrinachol neu eithriedig. Felly, bydd delweddau/sain yr unigolion sy'n bresennol ac/neu sy'n siarad yn ystod ar gael i'r cyhoedd trwy'r recordiad ar wefan y Cyngor yn www.caerffili.gov.uk

Yr eiddoch yn gywir,

A handwritten signature in black ink, appearing to read 'Christina Harrhy'.

Christina Harrhy
PRIF WEITHREDWR

AGENDA

Tudalennau

- 1 I dderbyn ymddiheuriadau am absenoldeb
- 2 Datganiadau o Ddiddordeb.

A greener place Man gwyrddach



Atgoffi'r Cyngorwyr a Swyddogion o'u cyfrifoldeb personol i ddatgan unrhyw fuddiannau personol a/neu niweidiol mewn perthynas ag unrhyw eitem o fusnes ar yr agenda hwn yn unol â Deddf Llywodraeth Leol 2000, Cyfansoddiad y Cyngor a'r Cod Ymddygiad ar gyfer Cyngorwyr a Swyddogion.

I gymeradwyo a llofnodi'r cofnodion canlynol:-

- | | | |
|---|---|--------|
| 3 | Pwyllgor Craffu Partneriaethau a gynhaliwyd ar 15fed Gorffennaf 2021. | 1 - 6 |
| 4 | Rhaglen Waith Ymlaen y Pwyllgor Craffu Partneriaethau. | 7 - 14 |

I dderbyn ac ystyried yr adroddiadau Craffu canlynol:-

- | | | |
|---|---|----------|
| 5 | Dechrau Gorau mewn Bywyd. | 15 - 30 |
| 6 | Asesiad Rhanbarthol o Les gan gynnwys Asesiadau Ardaloedd Cymunedol Lleol. | 31 - 92 |
| 7 | Deddf Gwasanaethau Cymdeithasol a Llesiant Asesiad Anghenion y Boblogaeth - Cyflwyniad. | |
| 8 | Adroddiad Blynyddol Bwrdd Gwasanaethau Cyhoeddus Caerffili 2020-2021. | 93 - 134 |

Cylchrediad:

Cyngorwyr M.A. Adams, Mrs E.M. Aldworth, Mrs C. Forehead, Miss E. Forehead, L. Harding, G. Johnston, G. Kirby (Is Gadeirydd), C.P. Mann, B. Miles, Mrs M.E. Sargent, R. Saralis, J. Taylor, L.G. Whittle a G. Simmonds

A Swyddogion Priodol

SUT FYDDWN YN DEFNYDDIO EICH GWYBODAETH

Bydd yr unigolion hynny sy'n mynychu cyfarfodydd pwyllgor i siarad/roi tystiolaeth yn cael eu henwi yng nghofnodion y cyfarfod hynny, weithiau bydd hyn yn cynnwys eu man gweithio neu fusnes a'r barnau a fynegir. Bydd cofnodion o'r cyfarfod gan gynnwys manylion y siaradwyr ar gael i'r cyhoedd ar wefan y Cyngor ar www.caerffili.gov.uk. ac eithrio am drafodaethau sy'n ymwneud ag eitemau cyfrinachol neu eithriedig.

Mae gennych nifer o hawliau mewn perthynas â'r wybodaeth, gan gynnwys yr hawl i gael mynediad at wybodaeth sydd gennym amdanoch a'r hawl i gwyno os ydych yn anhapus gyda'r modd y mae eich gwybodaeth yn cael ei brosesu.

Am wybodaeth bellach ar sut rydym yn prosesu eich gwybodaeth a'ch hawliau, ewch i'r Hysbysiad Preifatrwydd Cyfarfodydd Pwyllgor Llawn ar ein gwefan <http://www.caerffili.gov.uk/Pwyllgor/Preifatrwydd> neu cysylltwch â Gwasanaethau Cyfreithiol drwy e-bostio griffd2@caerffili.gov.uk neu ffoniwch 01443 863028.



PARTNERSHIPS SCRUTINY COMMITTEE

MINUTES OF THE DIGITAL MEETING HELD VIA MICROSOFT TEAMS ON THURSDAY 15TH JULY 2021 AT 5.30 P.M.

PRESENT:

Councillor G. Kirby - Chair

Councillors:

M.A. Adams, Mrs E.M. Aldworth, E. Forehead, L. Harding, B. Miles, J. Taylor, and L.G. Whittle.

Together with:

K. Peters (Corporate Policy Manager), N. Kenny (Community Safety), C. Forbes-Thompson (Scrutiny Manager), S. Hughes (Committee Services Officer) and J. Lloyd (Committee Services Officer).

Outside Bodies:

A. Hussey (South Wales Fire and Rescue Authority), Inspector A. Boucher (Gwent Police)

RECORDING AND VOTING ARRANGEMENTS

The Chair reminded those present that the meeting was being filmed but would not be live streamed, however a recording would be available following the meeting via the Council's website – [Click here to view](#). He advised that decisions would be made by Microsoft Forms.

1. APOLOGIES FOR ABSENCE

Apologies for absence had been received from Councillors C.J. Cuss, Mrs C. Forehead, G. Johnston, C.P. Mann, R. Saralis, Mrs M.E. Sargent, G. Simmonds, Co-opted member L. Jones and C. Jones (Youth Forum Co-ordinator).

2. DECLARATIONS OF INTEREST

There were no declarations of interest received at the commencement or during the course of the meeting.

3. MINUTES – 28TH JANUARY 2021

RESOLVED that the minutes of the meeting of the Partnerships Scrutiny Committee held on 28th January 2021 be approved and signed as a correct record.

4. PARTNERSHIPS SCRUTINY COMMITTEE FORWARD WORK PROGRAMME

The Scrutiny Manager introduced the report that informed the Committee of its Forward Work Programme planned for the period July 2021 to January 2022.

Members were advised that the next meeting was scheduled for 27th January 2022 and that there may be some changes to note on the Forward Work Programme, following the next item on the agenda.

Following consideration, and in noting the possibility of amendments, it was moved and seconded that the recommendation in the report be approved. By way of electronic voting this was unanimously agreed.

RESOLVED that subject to the possible changes, the Forward Work Programme for the coming year be approved and published on the Councils' website.

REPORTS OF OFFICERS

Consideration was given to the following reports.

5. PROGRESS UPDATE – THE CAERPHILLY WE WANT WELL-BEING PLAN 2018-2023 (SEPTEMBER 2020 TO JUNE 2021)

The Corporate Policy Manager presented the report which gave an update to the Partnerships Scrutiny Committee on the performance updates presented to the Caerphilly Public Services Board on 24th June 2021. The June 24th meeting was the last meeting of the Caerphilly Public Services Board, which has now dissolved in favour of a Gwent Public Services Board; to be formed from autumn this year. Members were also advised that it was the intention to maintain oversight and scrutiny of the existing Caerphilly We Want Well-being Plan, which runs up until May 2023.

Members were referred to the performance reports that had previously been provided to them via email for their consideration and a deadline of 9th July for any question's members wished to raise or areas they may wish to focus on. No questions had been received from members, therefore none of the relevant officers had been required to attend this Partnerships Scrutiny Committee meeting.

Members were advised that the Public Services Board had refreshed its areas of activity in the light of the COVID pandemic and particularly to focus on recovery plans and the partnership response to the issues faced by communities. Members were reminded that the existing plan would still run until May 2023. The PSB COVID recovery plans may result in possible changes to the Partnerships Scrutiny Forward Work Programme. Members were reminded that this Committee only meet twice a year and the 'Best Start in Life' report was already scheduled for the January 2022 meeting.

Members were advised that the Caerphilly Public Services Board website would continue until May 2023 and that all Board members would continue to act on behalf of Caerphilly until May 2023.

Members were referred to the 5-year cycle of the well-being plan and the areas that have already been scrutinised in depth being: Resilient Communities, Good Health and Well-being, Natural Environment and Apprenticeships and Volunteering. Members were advised that this meeting would include a report on Safer Communities. Areas still to be scrutinised were Best Start in Life, Assets, Procurement and Communications and Engagement. Members were

also advised of 2 new areas which they may wish to include in the Forward Work Programme, being Caerphilly Cares and Job Growth and Employment Support.

The Chair enquired whether the proposal to consider the 2 new areas, Caerphilly Cares, and Job Growth and Employment Support was agreeable to members. A member enquired whether the tackling poverty strategy could also be included, and members were advised that this had been taken into account in the Well-being Plan and would be dealt with under the specific areas to be scrutinised. A member also queried whether Child Poverty could be included as a specific area to be scrutinised. Members were advised that it was not the remit of the Corporate Policy Manager to decide which specific areas were to be scrutinised. The Chair advised members that it would be best to liaise with officers outside of the meeting to determine which scrutiny committee best to refer to.

A member proposed that local authority procurement performance be included as a future item to be scrutinised. Members were advised that the authority's procurement function would be referred to the Policy and Resources Scrutiny Committee. Members were advised that the Procurement area for this committee was a collaborative procurement with public sector partners to increase spending power.

Following consideration and discussion, the Scrutiny Committee noted the report.

RESOLVED that for the reasons contained in the Officer's report:

- i) The progress updates provided to the PSB be noted, and the new recovery areas, and consideration be given to the forward plan of scrutiny of thematic areas as part of its Forward Work Programme.
- ii) That the current Caerphilly Public Services Board website will remain until May 2023 be noted and all performance reports will be made visible on that, after their agreement and confirmation by PSB member Board Champions. Reporting of regional activity and projects will be made to the Gwent Public Services Board in future.

6. SAFER COMMUNITIES - PRESENTATION

The Scrutiny Committee were provided with a presentation by N. Kenny (CCBC Community Safety Officer) and Inspector A. Boucher (Gwent Police) on the Safer Caerphilly Community Safety Partnership. Members were advised that the Partnership consists of 5 Responsible Authorities, Gwent Police, Caerphilly County Borough Council, South Wales Fire & Rescue Authority, Aneurin Bevan Health Board, and the Probation Service and these all work in partnership to reduce crime and disorder and make the community safer.

Members were referred to the community safety portfolio and statutory duties, including information sharing to reduce crime and disorder in the area. Members were given information on the Safer Caerphilly Working Group which is a multi-agency group that meets regularly to oversee the work of the Community Safety Partnership. It includes 5 key themes:

1. To stand up to Hate/Intolerance and Extremism in our communities. This includes dealing with hate crime and ensuring that the responsibilities for Prevent and Channel under the Counter Terrorism and Security Act 2015 are met.
2. Maintain an accurate picture of Anti-Social Behaviour and those responsible.
3. Serious Violence/Serious Organised Crime.
4. Community Mapping.
5. To enhance engagement and activity in relation to the Night-Time economy.

Members were given detailed information in relation to each of the 5 key themes, including staff training on Prevent, the process of dealing with anti-social behaviour, the consultation on the Public Space Protection Orders, the Safer Caerphilly Hub, After Dark Initiative and the New Community Safety Partnership Serious Violence Duty due in 2022.

A Member referred to the meetings that are due to take place between the Police and Councillors in relation to specific wards and queried whether the issue of speeding in Pontllanfraith would be considered. Members were advised of the current position regarding speeding in that area with the Go Safe Partnership, who regularly deploy the speed camera vans following incidents or in response to complaints received.

A Member sought clarification on the reference made to Council buildings and whether the footfall of 100 was per day, in relation to risk assessments carried out. Members were advised that this would be part of the counter-terrorism group which would be set up to look at the security of public buildings across the borough.

A Member queried whether there had been any prosecutions in relation to the recent grass fires in the borough. Members were advised that there were 24 grass fires, which included refuse fires, wheelie bins set on fire and mountain fires and there have been 15 referrals to the Youth Offending Service for the refuse and wheelie bin fires.

A Member sought clarification on the Outreach programme for children under 9 and whether their schools are informed when a child is involved in the programme. Members were advised that CCBC involvement is only with children over 10 years of age but where there is any dealing with anti-social behaviour issues, this would usually involve meetings where Education officers would be present. The Member was advised to contact the Police Inspector outside of the meeting as he had raised the question in relation to a personal matter in relation to car vandalism.

A Member wished to praise the Police for their recent engagement with the community in relation to Community Mapping and this was noted in the meeting. A Member also referred to local workshops with the Police in her area which were working well before the pandemic.

A Member enquired about goods seized by the Police and what happens to them. Members were advised that drugs are destroyed, cash is held until the Court awards it to a particular fund, stolen property is auctioned off following a Court order and alcohol is poured down the drain.

The Chair thanked the Officers for their detailed presentation, which was noted, and their colleagues for all their good work done in the community.

7. FORMATION OF A GWENT PUBLIC SERVICES BOARD

The Corporate Policy Manager presented the report which gave Member's information on the formation of a Gwent Public Services Board (PSB) from September this year as notified to scrutiny at its last meeting. The report also gave members further information on the proposals for Local Delivery Partnerships in each of the constituent local authority areas and information on the proposed regional scrutiny and continued scrutiny within the Council arrangements both pre and post 2023.

Members were referred to a single 'Gwent' report that is being presented to the relevant scrutiny, Cabinet and Council arrangements in each of the five local authority areas in the Gwent region. The report details the arrangements for a Gwent PSB from September this year and confirms the decision of the board members across the five existing public service boards to dissolve and merge as a single Gwent PSB.

Members were also advised that future arrangements will include Local Delivery Partnerships and the Gwent PSB will oversee these Partnerships and the ongoing delivery of the current Caerphilly We Want Well-being Plan 2018-2023.

Members were referred to the detailed regional report appended to the report that updates on the progress towards the development of the Gwent Public Services Board. A common report is being provided across the region to all local authority elected member forums and sets out in detail, the background and existing structures across the region and a proposed regional partnership structure.

Members were advised that the Caerphilly PSB Annual Report was agreed in September 2020 rather than July, due to the disruption to PSB meetings by the pandemic. As the Gwent PSB will form from September 2021 Welsh Government have agreed that this year's Caerphilly PSB annual report will run from the period September 2020 to September 2021. Members were also advised that as this committee were not meeting until January 2022, this annual report would be provided at that meeting as an information item.

The Chair thanked the Officer for the report and discussion ensued.

A Member wished to express his concerns on the formation of the Gwent Public Services Board, specifically in relation to decision making. The member also sought clarification on any consultation process for this change and referred to the last meeting of the Partnerships Scrutiny Committee where they were notified of the changes to the Public Services Board and not given the opportunity for any consultation with members or the public. The member referred to the consultation process for the well-being plan and sought clarification as to why this had not been the same for the formation of the Gwent PSB and why it had not been referred to the Scrutiny Committee in the first instance. Members were advised that the Council were only one member of the Public Services Board, together with Health, Fire and Natural Resources Wales. Invited members also include Gwent Police, the Police and Crime Commissioner, Public Health Wales, Welsh Government, and the Probation Service. Members were advised that the Council was a part of this large collaboration of public sector partners and had no more power to influence decisions than any other member of the board. Members were advised that public services board partners would be consulting on the next version of the well-being plan as had been done for the current well-being plan.

Following consideration and discussion, it was moved and seconded that the recommendations in the report be noted, together with a request that the Public Services Board undertake a consultation in the forthcoming period. By a show of hands this was unanimously agreed.

RESOLVED that for the reasons contained in the Officer's report the full set of recommendations be noted, together with a request that the Public Services Board undertake a consultation in the forthcoming period.

The meeting closed at 6.44 pm

Approved as a correct record, subject to any amendments agreed and recorded in the minutes of the meeting held on the 27th January 2022.

CHAIR

This page is intentionally left blank



PARTNERSHIPS SCRUTINY COMMITTEE – 27TH JANUARY 2022

**SUBJECT: PARTNERSHIPS SCRUTINY COMMITTEE FORWARD WORK
PROGRAMME**

**REPORT BY: CORPORATE DIRECTOR FOR EDUCATION AND CORPORATE
SERVICES**

1. PURPOSE OF REPORT

1.1 To report the Partnerships Scrutiny Committee Forward Work Programme.

2. SUMMARY

2.1 Forward Work Programmes are essential to ensure that Scrutiny Committee agendas reflect the strategic issues facing the Council and other priorities raised by Members, the public or stakeholder.

3. RECOMMENDATIONS

3.1 That Members consider any changes and agree the final forward work programme prior to publication.

4. REASONS FOR THE RECOMMENDATIONS

4.1 To improve the operation of scrutiny.

5. THE REPORT

5.1 The Partnerships Scrutiny Committee forward work programme includes all reports that were identified at the scrutiny committee meeting on Thursday 15th July 2021. The work programme outlines the reports planned for the period January 2022 to July 2022.

5.2 The forward Work Programme is made up of reports identified by officers and members. Members are asked to consider the work programme and suggest any

changes before it is published on the council website. Scrutiny committee will review this work programme at every meeting going forward alongside any report requests.

5.3 The Partnerships Scrutiny Committee Forward Work Programme is attached at Appendix 1.

5.4 **Conclusion**

The work programme is for consideration and amendment by the scrutiny committee prior to publication on the council website.

6. ASSUMPTIONS

6.1 No assumptions are necessary.

7. SUMMARY OF INTEGRATED IMPACT ASSESSMENT

7.1 As this report is for information only an Integrated Impact Assessment is not necessary.

8. FINANCIAL IMPLICATIONS

8.1 There are no specific financial implications arising as a result of this report.

9. PERSONNEL IMPLICATIONS

9.1 There are no specific personnel implications arising as a result of this report.

10. CONSULTATIONS

10.1 There are no consultation responses that have not been included in this report.

11. STATUTORY POWER

11.1 The Local Government Act 2000.

Author: Mark Jacques, Scrutiny Officer jacqu@carphilly.gov.uk

Consultees: Richard Edmunds, Corporate Director for Education and Corporate Services
Robert Tranter, Head of Legal Services/ Monitoring Officer
Lisa Lane, Head of Democratic Services and Deputy Monitoring Officer, Legal Services
Councillor Gez Kirby, Chair Partnerships Scrutiny Committee
Councillor Brenda Miles, Vice Chair Partnerships Scrutiny Committee

Appendices:

Appendix 1 Partnerships Scrutiny Committee Forward Work Programme

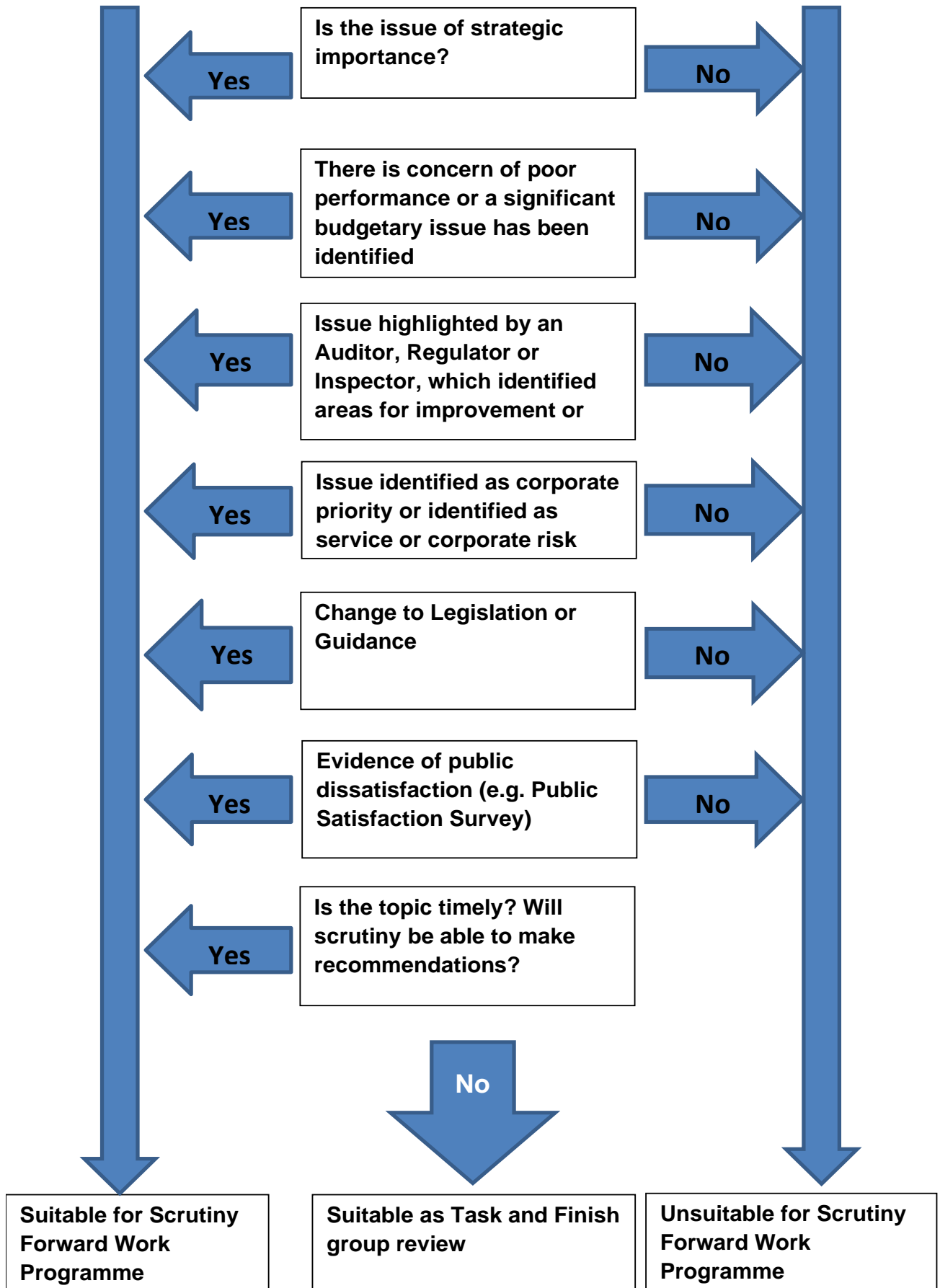
Appendix 2 Forward Work Programme Prioritisation Flowchart

This page is intentionally left blank

Forward Work Programme - Partnerships				APPENDIX 1
Date	Title	Key Issues	Author	Cabinet Member
27/01/22 17:30	Best Start in Life	To allow scrutiny to question Lead Officers and partnership staff involved in delivery	Mutch, Sarah;	Cllr. Whiting, Ross;
27/01/22 17:30	The PSB's annual report for 2020-21		Peters, Kathryn;	Cllr. Marsden, Philippa;
27/01/22 17:30	The draft local assessment of well-being for the Gwent PSB		Peters, Kathryn;	Cllr. Marsden, Philippa;
27/01/22 17:30	Social Services and Well-being Act Population Needs Assessment		Peters, Kathryn;	Cllr. Cook, Shayne;
27/01/22 17:30	Information Item - Progress Update – The Caerphilly we want Well-Being Plan 2018-2023 (June 2021 to September 2021).		Peters, Kathryn;	Cllr. Marsden, Philippa;
21/07/22 17:30	Update on the Well-being Assessment and Response Analysis for the Well-being Plan		Peters, Kathryn;	Cllr. Marsden, Philippa;

This page is intentionally left blank

Scrutiny Committee Forward Work Programme Prioritisation



This page is intentionally left blank



PARTNERSHIPS SCRUTINY COMMITTEE – 27TH JANUARY 2022

SUBJECT: BEST START IN LIFE

REPORT BY: CORPORATE DIRECTOR – EDUCATION AND CORPORATE SERVICES

1. PURPOSE OF REPORT

- 1.1 This report for members will outline progress to date and future development planned for the Early Years Integration Transformation Programme under the Wellbeing Objective Best Start in Life.

2. SUMMARY

- 2.1 The Best Start in Life wellbeing objective 1 has a main target of the Early Years Integration Transformation Programme. The purpose and principles of the Early Years integration Transformation Programme have been agreed at the Gwent Early Years Steering Group which has membership from all five local authorities, Aneurin Bevan University Health Board and Public Health Wales. While the Steering Group makes regional recommendations, the Gwent Public Service Board have overarching governance.
- 2.2 The initial pilot in New Tredegar area implemented the model which was developed using Vanguard System Thinking based on family needs and supporting families to address their needs using consistent key workers in a core multiagency team.
- 2.3 This Systems Thinking work also challenged commissioners to think differently on services commissioned within Early Years to improve integration and remove artificial funding boundaries within the scope of the project. This created a new jointly funded borough wide early years model for early intervention support for families who need support from April 2021.
- 2.4 A single point of contact and request for support aims to make the system simpler for families. There is ongoing work on the website to ensure a useful tool for families, who can access the information as well as the support they need when they need it. It is planned to launch the website in the Spring term.
- 2.5 The initial data shows increased understanding of family needs as well as the services to support families and the feedback from families has been very positive. However, there continues to be a number of areas of development and further implementation

for integration during 2022-2024.

3. RECOMMENDATIONS

- 3.1 Members receive this information report noting the progress made to date, and comment on the planned priorities towards full implementation by 2024/25.

4. REASONS FOR THE RECOMMENDATIONS

- 4.1 Members are able to scrutinise progress towards an integrated early years system.

5. THE REPORT

- 5.1 The Best Start in Life wellbeing objective focuses on the main target area of the Early Years Integration Transformation Programme (EYITP). The work aims to reduce the complexity of the current early years system aligning funding streams and bringing teams together, to develop a simpler system able to support families if and when they need it. The EYITP Steering Group is regional, with membership from all five local authorities Aneurin Bevan University Health Board and Public Health Wales supporting the development of regional principles, regional core offer and a regional strategy for consistency. While the Steering Group makes regional recommendations, the Gwent Public Service Board have overarching governance.

5.2 Purpose of the Midwifery and Early Years system

- To work alongside all families to ensure their child has the best start in life, taking into account what matters to them, accessing support if and when needed
- To create a sustainable integrated model to meet families' needs at the right time in the right place by the right person

5.3 Principles and values for working with families:

- The family is the expert in their own life – build on their strengths and networks
- The family has ownership about their life
- Maintain continuation of relationship and pull-in rather than refer on – working as a whole multi agency team
- Each family is treated as an individual – help them with what matters not just what's on offer
- Equity in access – universal access
- Design for what matters rather than silos
- Build on the strengths of communities
- Build on the strengths of staff
- Help families make informed choices, framed by appropriate challenge as needed
- Keeping families safe and healthy
- Only record what we need and make it accessible
- No duplication (assessment, support, information etc.)
- Listen and understand what matters
- Enable people to contact us when and how they want to and get the information in the format they want

- 5.4 The initial pilot in New Tredegar started in October 2020 and has been evaluated throughout to support the learning in a live environment and use this to shape

expansion pilot into other areas. Initial learning showed the need for additional health visiting capacity to support the more intense caseload work in the community as well as the need to make the pilot areas bigger for more resilience in the bigger core delivery team.

- 5.5 During summer of 2020 Families First and Flying Start recommissioned all contracts internal and external to develop services under a single early years' system. Many teams were brought together with joint funding to deliver the borough wide support enabling families who need family support, child development, speech and language support health, or essential skills to access the right support at the right time through a consistent key worker. From April 2021 the new borough wide model went live and the cultural change in teams started and has continued and still needs ongoing work.
- 5.6 Making the system simpler has included the development of our Early Years Hub which includes Family Information Service as well as our main request for support and early intervention. The team are offering families and staff time to have a conversation to find out what really matters to the family and what they want to achieve as well as how we can support them. Our Early Years Hub is based in Parc Y Felin Integrated Children Centre in Caerphilly so as restrictions release, families could drop in to speak to the team as well as phone or email us.
- 5.7 There is a single request for support form for all early years' support and a single point of contact to send it to and ask for any updates. However, we are working on simplifying this as much as possible to reduce the paperwork demands on staff while still getting the information to support the family without them having to tell their story again. The early years website is under development with a planned launch in Spring 2022.
- 5.8 Early Intervention support has developed a graduated response so that families access the right support to meet their needs. There is a universal, programme and more tailored approach in all aspects including family support, child development concerns, as well as speech and language.
- 5.9 We are on a journey and although we have developed many aspects, the implementation was anticipated over the next five years. However, recent funding discussions with Welsh Government has suggested that we now need to review this five-year plan (Appendix 1) into a 2-year implementation plan. As such we will be looking at how the model is implemented across larger teams in the North, South and East of the borough by 2024/25.
- 5.10 There has been a substantial challenge in the past year with recruitment and retention of staff in all aspects of early years, including health visiting, childcare, family support, and volunteering. This is being considered as we move forward with this ambitious plan to provide borough wide support to families who need it. We have zoned teams into areas so that there are consistent workers in each area for families and to better aid the building of relationships for improved communication between teams (knowing who to phone when a family needs support).
- 5.11 The Flying Start and generic funded health visiting teams have moved to integrate and align caseloads from October 2021. There were a number of vacancies which required sharing caseloads to reduce risk of families not having access to health visitor support while recruitment and workforce development is undertaken. This is tricky to make sure that families in Flying Start areas are not detrimentally impacted as the Flying Start programme remains a Welsh Government commitment and a flagship programme. However, aligning funding streams and staff teams will ensure

that families in need of support outside of Flying Start areas will be able to access the right support when they need it without negatively impacting support in Flying Start areas.

5.12 The priorities for 2022/23-2024/25 are:

- Development of the Midwifery and Early Years Strategy
- Implementation of the integrated Workforce Development Plan
- Implementation of the Communication Plan integrating information for families
- Development of a shared outcomes framework to measure impact
- Development of a shared integrated data base across agencies to move towards a single shared family file
- Continue to work with voluntary sector and community groups to reignite and restart community provision following the pandemic impact
- Expand the teams delivering the Early Years Core Offer in Caerphilly to the South of the borough initially and then move to implementation in the North and East over the coming years.
- Evaluate the impact of delivery and system change to understand the impact on family outcomes.

5.13 Initial data shows the high needs identified in the first pilot area as well as how What Matters conversations are becoming embedded in the culture of the team.

Data from Health team for pilot area April to Sept 2021 with wider team data to be added	Data as at 31/3/2021
Number of children 0-5years = 292	Number of children 0-5years = 275
Of which 179 (61%) Universal, 74 (25%) Enhanced, 42 (14%) Intensive This shows a small decrease in universal families and a small increase in both enhanced and intensive families	Of which 176 (64%) Universal 64 (23%) Enhanced 34 (12%) Intensive
Number of children open to safeguarding = 115 (39%) <ul style="list-style-type: none"> • Number of children on Child Protection Register = 35 (12%) • Number of children on Care And Support Plan = 30 (10%) • Number of Children Looked After = 50 (17%) This shows an increase in children open to safeguarding	Number of children open to safeguarding = 72 (26%) <ul style="list-style-type: none"> • Number of children on Child Protection Register = 21 • Number of children on Care And Support Plan = 23 • Number of Children Looked After = 28
Number of children seen by Health Visitor = 332 (includes over 5s) Number of What Matters conversations held by health team = 211 <ul style="list-style-type: none"> • Of which did not need additional support services (staff supported) = 174 (82%) 	

<ul style="list-style-type: none"> • Of which needed additional support services = 27 (13%) 	
--	--

5.14 Families have given their feedback on support they accessed:

- We have learnt so many strategies now on understanding our child's needs and how to deal with his behaviours. The support we have received has been invaluable to making our home life much better and now there is less friction as we all use the same strategies and parenting approaches. Life is much happier, and our son is making progress in school as the school also understands his needs – Parent of child who transitioned to school. Social Communication Needs Advisor.
- Mum did not have a routine in place, so we worked out routine that would help her get into daily routine. After two days she rang me to say it was going well and has made her life easier, and the children were listening more and going to bed earlier – Family Support
- I just want to say thank you for the support you've given me. I don't think I would be where I am today without it. I feel more like me again – Family Support
- Thank you for everything you're doing you do know your helping me get one step closer to the kids and that means the world. You've given me loads to think about and take in as they grow up. When I've done the last course now, I can do that assessment and know fully where I went wrong and hopefully get them back one day – Bespoke support in Safeguarding situation
- This is the best thing I've ever done. Thank you so much for offering this to me. It's made me cry, made me laugh but also made me realise I'm a good parent and I have an excellent relationship with my child – Video Interactive Guidance
- X has loved receiving the nursery rhyme packs. He is singing all the time, even when he is in bed, I can hear him on the baby monitor. S loves singing and sings all the time. She has started singing more nursery rhymes since having the packs – Early Language support
- The Solihull and PNP courses that are offered are fantastic in providing an opportunity to learn about how children develop and how to be a better parent. They also helped me see that I was not alone and helped me find a support network of other parents. The STEPS course is helping me change my long-entrenched thinking and to recognise the impact negative self-talk has on me and those around me.

5.15 **Conclusion**

Initial evaluation shows there is positive distance travelled in changing the early years system to single point of contact, bringing teams together into an integrated team across funding streams and agencies, and starting to see initial impact for families. However, there is a lot of work still needed to continue this journey of integration of teams, demonstrate measurable outcomes, shared family records, improving relationships and communication between teams to improve outcomes further for families in a seamless journey throughout their early years.

6. ASSUMPTIONS

- 6.1 There are no assumptions included in this report. Vanguard System Thinking challenges us to test all assumptions underpinning any pre-existing system conditions and to keep challenging assumptions as we move forward with system change implementation.

7. SUMMARY OF INTEGRATED IMPACT ASSESSMENT

- 7.1 While this report is for information, the aim of the Early Years Integration Transformation Programme is to enable access to support to all families who need it across the borough without putting existing Flying Start families in a detrimental position. The further expansion of the plot aims to shape learning for Welsh Government and shape future early years programme guidance and grants to offer every child the best start in life providing appropriate support to families who need it.

8. FINANCIAL IMPLICATIONS

- 8.1 There are no additional financial implications contained within this report. The aim of the Early Years Integration Transformation Programme is to use existing funding within the early years system more effectively to meet the needs of all families.

9. PERSONNEL IMPLICATIONS

- 9.1 There are no personnel implications contained within this report.

10. CONSULTATIONS

- 10.1 All views have been incorporated into this report.

11. STATUTORY POWER

- 11.1 Future Generations and Wellbeing Act

Author: Sarah Mutch, Early Years and Partnerships Manager
mutchs@caerphilly.gov.uk

Consultees: Kolade Gamel, Service Manager, Aneurin Bevan University Health Board
Mererid Bowley, Consultant, Public Health Wales
Richard Edmunds, Corporate Director of Education and Corporate Services
Keri Cole, Chief Education Officer
Sue Richards, Head of Education Planning & Strategy
Sarah Ellis, Lead for Inclusion & ALN
Paul Warren, Strategic Lead for School Improvement
Jane Southcombe, Financial Services Manager

Appendices:
Appendix 1 Gwent Early Years Integration Transformation Programme – 5year delivery plan

Gwent Pathfinders Early Years Integration Transformation Programme

Delivery plan April 2021 – March 2026

This delivery plan will deliver the work programme for all local authorities in Gwent, developed using the Early Intervention Foundation Maturity Matrix, Welsh Government, and Miller research evaluation as well as local evaluations of pilots

The delivery plan is a five-year plan to deliver the Midwifery and Early Years Strategy to deliver a Gwent model for families

PLAN

Areas to be progressed collectively to address barriers and progress across the levels

Actions required	Mechanism	Responsible lead	Start date	Estimated completion date
Financial year 2021-2022				
Midwifery and Early Years Strategy: Develop an overarching midwifery and early years strategy which includes the elements of the TrACE toolkit identifying the actions required to become more trauma informed. Ensure the values and principles are embedded in service design e.g. family tells their story once and receives support based on the family need.	Collate all information to date into a cohesive draft midwifery and early years strategy and then take first draft to stakeholders through Gwent PSB, operational management group, SMT, CMT and Cabinet in LA, as well as appropriate governance via Family and Therapies DMT in ABUHB to endorse final strategy	Regional Steering group members & operational management teams	October 2021	March 2022
Communication Plan: Develop the communication plan to ensure key messages are shared appropriately to stakeholders at all levels, e.g. politicians, senior leaders, managers, staff, volunteers, and families. Coproduce accessible information and simplified contact to empower families to access support if and when	Develop the communication plan to include the expectations of members of stakeholder groups to disseminate information	Regional Steering group members & operational management teams	October 2021	March 2022

needed to meet what matters to them. Develop the communication strategy to ensure relevant stakeholders have the information they need in the format they want e.g. online website, briefing paper, app, social media, WhatsApp, or other messaging tool.	more widely in their teams.			
Data Analysis: Analyse regional LSOA WIMD data, Flying Start and generic health visiting UEI data, SLT, portage, ALN, safeguarding, SPACE wellbeing, ISCAN, housing developments, prior to overlaying the community mapping for clinical caseloads to understand potential acuity of community. Work with Parent Network / families to identify how they would measure successful integration. Use the logic model and initial outcomes proposed to develop the outcomes framework and then the data needed to measure impact.	Develop a specific task and finish group to focus on data in different agencies and appropriate information sharing systems for analysis of information	Regional Steering group members & operational management teams	April 2021	March 2022
Data monitoring and reporting: Work with Welsh Government to develop suitable and appropriate monitoring and reporting for jointly funded Flying Start and Families First early years model from April 2021. Develop robust analysis of data for performance management of provision and direction of services including take up, attendance and disengagement. Develop joint data collection / sharing and monitoring of impact between different organisation teams.	Managers to meet with Welsh Government to explore SAIL data requirements and potential for use in reporting joint programme delivery. Managers agree data sharing system designed by task group	Regional Steering group members & operational management teams	October 2021	March 2022
Development of shared database: Explore development of data system across agencies to give a chronology for a family enabling lateral checks and supporting transition of information as children move through provision / organisations. Information Sharing Protocol needs updating to reflect the change in service to borough wide antenatal to 7years model in line with the privacy notice. Work with ABUHB to develop Early Years app / information to continue from Midwifery Notes supporting the family journey through early years with consistent messages and access to support.	Establish the task and finish group to develop data set, storage and accessible information sharing systems. Develop, quality assure, and gain sign off of the Information Sharing Protocol. Explore use of WCCIS moving forward as joint data system.	Regional Steering group members & operational management teams	April 2021	August 2022
Midwifery and Early Years Workforce Development Plan: Identify who is in scope for the early years workforce and then develop a borough wide workforce development plan for the	Multiagency stakeholder task and finish group to develop the workforce	Regional Steering group members & operational management teams	October 2021	March 2022

<p>early years' workforce. Workforce development and joint training must be delivered to community-based teams in a planned coordinated approach to enable roll out of the model and continuous improvement. This needs to be fully supported by senior and middle managers to ensure all team members commit and participate fully. Develop a mentor role to upskill and build the multiagency skills in the team and support transition for families. Ensure the workforce development plan includes exploring the values, behaviours & skills that support multiagency integration and prevents exclusion of individuals in the team e.g. using confidentiality as a reason to not allow shared office spaces, requires shared confidentiality policies and understanding within the different organisational teams. Workforce skills audit identifies development needs of staff who are able to access multiagency workforce development to enable delivery of support antenatal to 7years.</p>	<p>development plan for all frontline staff within scope in the system. Workforce development plan to be signed off by steering group and ensure all managers sitting under steering group leads are releasing staff to deliver on the workforce plan for multiagency training / development. Implement buddy co-facilitator system bringing staff from different organisations / teams together to support confident delivery with fidelity. Ensure relevant training is included in the workforce development plan. Embed roles, responsibilities, and the importance of key worker relationships within the workforce development plan</p>			
<p>Community Based Support: Recognise the third sector as playing a pivotal role in community development and the hierarchy of support. Develop confidence and trust of professionals in the third sector community organisations to support families. Work with the community / community forum to coproduce community support and then commission or develop provision where gaps are identified. Ensure local early years' teams understand what community provision is available. Use the phase 1 & 2 pilots as we come out of covid restrictions, to test ways of working with voluntary sector organisations to build confidence in delivery of community-based provision / support and develop relationships. Community members are supported to develop their skills in</p>	<p>Establish the hierarchy of support and the role of the voluntary sector in the workforce development plan for the whole early years workforce. Reinforce the importance of the hierarchy of support through the workforce development programme.</p>	<p>Regional Steering group members & operational management teams</p>	<p>April 2021</p>	<p>March 2022</p>

leading peer support groups. Ensure the hierarchy of support is fundamental to family conversations and action plans.				
<p>Early Years Core Offer: Continually develop the core model to create upskilling development opportunities and capacity within the team – create the core team in a large enough area to build additional capacity to cover each other. Acknowledge the importance of the family worker (LA / ABUHB workers) in working antenatal to 7years to enable consistency in relationships of key worker in the area working with the midwife, health visitor and school nurse / school and support key transition points. Enhance transition processes for families ensuring continuity of support, consistency of information transfer, and to prevent isolation from support mechanisms as well as reduce non-engagement in support to meet their children’s / family needs. Develop a clear consistent process for single point of access for What Matters conversations and information / request for collaboration forms and allocation for support as well as expectation for communication with the referrer to ensure ‘follow up’ happens.</p>	<p>Ensure families remain at the centre of community and the model development. Managers to work together to understand the size of each pilot team needed to build sufficient HV and midwifery capacity in the team to enable cover. Establish the early intervention process from What Matters conversations to request for collaboration to screening, allocation of worker, intervention and closure of intervention, including all relevant paperwork. Roll out training to all early years’ teams.</p>	<p>Regional Steering group members & operational management teams</p>	<p>April 2021</p>	<p>March 2022</p>
<p>Evaluation: Implement a robust mechanism where families can readily feed in to change and shape the system throughout their experience. Capture the learning and replicate the work from pilots to coproduce design and delivery. Complete local evaluation and use it to inform the regional and national evaluation. Share lessons learned to inform practice and future development models. Share lessons learned to influence transformational programmes across organisations.</p>	<p>Identify and address regional recommendations of evaluation reports. Evaluations and lessons learned are shared with Welsh Government and EYITP national leads as well as other national / local partnership groups as required.</p>	<p>Regional Steering group members & operational management teams</p>	<p>April 2021</p>	<p>March 2022</p>
<p>Blaenau Gwent – Brynmawr, Nantyglo, Blaina</p>	<p>Expansion of team to roll out into the three towns developing the early</p>	<p>CB, BS, SJ & relevant managers</p>	<p>September 2021</p>	<p>April 2022</p>

	years infrastructure in new buildings.			
Caerphilly Phase 1b - New Tredegar, Argoed and Aberbargoed (8 LSOA)	Expansion of team and area to be more sustainable and balance demands on staff teams for acuity of needs.	SM, SP & Caerphilly managers	September 2021	April 2022
Caerphilly Phase 2a – St James (4 LSOA)	Use the Phase project plan to deliver the smaller pilot area prior to phase 2b expansion	SM, SP & Caerphilly managers	January 2022	August 2022
Monmouthshire	Plan areas to pilot system change in Monmouthshire and map provision. Ensuring the needs of rural isolation are met. Training procured and delivered by external and internal specialists	BW, SOB, & Monmouthshire managers	September 2021	April 2022
Newport Phase 1b – Malpas (4 LSOA approx. 600children)	Expansion to area still within North Hub using teams already in place	MS, SO'B, LJ & Relevant Newport Managers	September 2021	March 2022
Newport phase 1c – Shaftesbury & Caerleon 6 approx. 550 children)	Expansion of area to complete North Hub areas of need using team in place	MS, SO'B, LJ & Relevant Newport Managers	January 2022	August 2022
Torfaen	Plan areas to pilot system change in Torfaen Training procured and delivered by external and internal specialists	CD, Co-ordinator post, Early Years Strategic group members	January 2022	March 2022
Financial year 2022-2023				
Alignment of funding: Use a blended funding approach to enable appropriate access to support needed by families. Ensure all funding streams are known and understood and are able to work together. Continue to build on Flying Start outreach and other funding schemes for	Undertake discussions with senior leaders in all directorates / departments to share the Midwifery and Early Years Strategy	Regional Steering group members & operational management teams	April 2022	March 2023

childcare or appropriate support for child development of 2-3year olds where it is needed and not an entitlement. Bring Flying Start, Childcare and Play, and Families First funding closer together to create a borough wide early intervention team antenatal to 7years.	and identify all budgets / grants focussed on early years antenatal to 7 years to see where greater integration can be achieved. Open and transparent meeting with senior managers responsible for the range of funding streams to identity all resources in the system.			
Development and implementation of shared database in EYITP pilot areas		Regional Steering group members & operational management teams	April 2022	March 2023
Workforce development plan implemented	Training procured and delivered by external and internal specialists	Regional Steering group members & operational management teams	April 2022	March 2023
Blaenau Gwent – North Tredegar, North and East Ebbw Vale, and East and Central Abertillery	Use the Phase project plan to deliver phase expansion	CB, BS, SJ & managers	April 2022	March 2023
Caerphilly Phase 2b – St James and St Martins (9 LSOA)	Use the Phase project plan to deliver phase 2b expansion	SM, SP & Caerphilly managers	April 2022	March 2023
Monmouthshire	Implement pilot areas Evaluation	BW, SOB, & Managers	April 2022	March 2023
Newport Phase 2a – Alway (6 LSOA's approx. 839 Children)	Use the Phase project plan to deliver phase expansion	MS SO'B, LJ and relevant Newport Managers (following restructure)	April 2022	March 2023
Newport Phase 2b – Ringland (6 LSOA and approx. 740 children)	Use the Phase project plan to deliver phase expansion	MS SO'B, LJ and relevant Newport Managers (following restructure)	October 2022	March 2023
Torfaen	Implement pilot areas Evaluation	CD, Co-ordinator post, Early Years Strategic group members	April 2022	March 2023

		Relevant Torfaen managers following restructure		
Financial year 2023-2024				
Blaenau Gwent – Central and South Tredegar, Central Ebbw Vale, Southern Abertillery	Use the Phase project plan to deliver phase expansion	CB, BS, SJ & Managers	April 2023	March 2024
Caerphilly Phase 2c – Bedwas, Trethomas, Machen, Morgan Jones (11 LSOA)	Use the Phase project plan to deliver phase expansion	SM, SP & Caerphilly managers	April 2023	March 2024
Caerphilly Phase 3a – Newbridge, Abercarn (7 LSOA)	Use the Phase project plan to deliver phase expansion	SM, SP & Caerphilly managers	October 2023	March 2024
Monmouthshire	Expansion Phase 2	BW, SOB, & managers	April 2023	March 2024
Newport Phase 2c & 2d – Lliswerry (7 LSOA and approx. 1481 children)	Use the Phase project plan to deliver phase expansion in 2 phases	MS SO'B, LJ and relevant Newport Managers (following restructure)	April 2023	March 2024
Torfaen	Expansion Phase 2	CD, Co-ordinator post, Early Years Strategic group members Relevant Torfaen managers following system change/ restructure	April 2023	March 2024
Financial year 2024-2025				
Blaenau Gwent	Ongoing borough wide implementation and monitoring	CB, BS, SJ & managers	April 2024	March 2025
Caerphilly Phase 3b – Crumlin, Penmaen (7 LSOA)	Use the Phase project plan to deliver phase expansion	SM, SP & Caerphilly managers	April 2024	March 2025
Caerphilly Phase 4 – Twyn Carno, Pontlloyn, Moriah, Darren Valley (8 LSOA)	Use the Phase project plan to deliver phase expansion	SM, SP & Caerphilly managers	October 2024	March 2025
Monmouthshire	Implement Phase 3	BW, SO'B, & managers	April 2024	March 2025

Newport Phase 2e – Ringland (6 LSOA approx. 740 children)	Use the Phase project plan to deliver phase expansion	MS SO'B, LJ and relevant Newport Managers (following restructure)	April 2024	September 2024
Newport Phase 3a & 3b – Victoria (4 LSOA approx. 1024 children)	Use the Phase project plan to deliver phase expansion in 2 phases	MS SO'B, LJ and relevant Newport Managers (following restructure)	October 2024	March 2025
Torfaen	Implement Phase 3	CD, Co-ordinator post, Early Years Strategic group members Relevant Torfaen managers following system change/ restructure	April 2024	March 2025
Financial year 2025-2026				
Blaenau Gwent	Ongoing borough wide implementation and monitoring			
Caerphilly Phase 5a – Risca East, Risca West (7 LSOA)	Use the Phase project plan to deliver phase expansion	SM, SP & Caerphilly managers	April 2025	March 2026
Caerphilly Phase 5b – Ynysddu, Cross Keys (4 LSOA)	Use the Phase project plan to deliver phase expansion	SM, SP & Caerphilly managers	October 2025	March 2026
Monmouthshire	Use the Phase project plan to deliver phase expansion	BW, SO'B & managers	April 2025	March 2026
Newport Phase 3a & 3b Victoria (4 LSOA approx. 1024 children)	Use the Phase project plan to deliver phase expansion in 2 phases	MS SO'B, LJ and relevant Newport Managers (following restructure)	April 2025	September 2025
Newport 3d – Stow Hill (3 LSOA approx. 439 children)	Use the Phase project plan to deliver phase expansion	MS SO'B, LJ and relevant Newport Managers (following restructure)	October 2025	March 2026

Torfaen	Use the Phase project plan to deliver phase expansion	CD, Co-ordinator post, Early Years Strategic group members Relevant Torfaen managers following system change/ restructure	April 2025	March 2026
---------	---	--	------------	------------

Phase Project Plan for implementation of EYITP pilot areas

Actions required for each phase of implementation
Data analysis of geographical area to establish baseline data set including health visitor caseload UEI number, WIMD data, etc.
Identification of core team – posts and individuals
Staff skills audit and training plan secured
Base identified and audit of infrastructure - any capital development required is planned in line with implementation dates
Community asset mapping – any gaps identified and work alongside community development to address the gaps in universal support
Deliver Vanguard normative experience to core team and wider team around the community to share understanding of the model prior to implementation
Connect with community councillors and wider prominent community members to ensure key messages are given prior to implementation date for pilot
Launch pilot
Collect monthly data via WCCIS / shared data system records
Evaluation 1year post implementation for each phase area

This page is intentionally left blank



PARTNERSHIPS SCRUTINY COMMITTEE – 27TH JANUARY 2022

**SUBJECT: REGIONAL ASSESSMENT OF WELL-BEING INCLUDING
LOCAL COMMUNITY AREA ASSESSMENTS**

**REPORT BY: CORPORATE DIRECTOR - EDUCATION AND CORPORATE
SERVICES**

1. PURPOSE OF REPORT

- 1.1 To introduce to Members the consultation draft of the assessment of well-being (the Well-Being Assessment) in line with statutory timelines.
- 1.2 To inform Members of the local Community Area Assessments being undertaken on the five community planning areas in the county borough.
- 1.3 To outline the consultation process and next steps for the draft Well-Being Assessment and future development of the Well-Being Plan for Gwent (2023-2028).

2. SUMMARY

- 2.1 The Well-being of Future Generations (Wales) Act 2015 statutory guidance 'Shared Purpose – Shared Future' sets out a requirement for each Public Services Board (PSB) to prepare and publish an assessment of the state of economic, social, environmental and cultural well-being in its area no later than a year before it publishes its local well-being plan. This means that the first Gwent Well-Being Assessment must be published by 5th May 2022. The timeline of the assessment and plan is linked to local government elections.
- 2.2 The Well-being Assessment is being developed on a regional basis for the first time. However, local Community Area Assessments are being undertaken in communities across Gwent. For the county borough these communities are the five community planning areas:
 - Rhymney
 - Mid Valleys West
 - Mid Valleys East
 - Islwyn
 - Caerphilly Basin

- 2.3 Partnerships Scrutiny Committee are a statutory consultee under Section 38 of the Well-being of Future Generations (Wales) Act 2015. The draft Well-being Assessment is available at the hyperlink to the Gwent PBSs website at 'Background Papers'. The Executive Summary is appended to this report at Appendix 2.
- 2.4 The Community Area Assessments are currently being drafted. The Rhymney area assessment is appended to this report to allow members insight into the content of them. The remaining four assessments will be complete by the end of the month but were not able to be shared in time for committee timescales. They will be circulated to members electronically for comment.

3. RECOMMENDATIONS

- 3.1 That Partnerships Scrutiny Committee note the draft Well-being Assessment and associated Community Area Assessments and provide any comments.
- 3.2 Given the size of the document the further recommendation is to allow Members additional time after this meeting to provide any comments, by the 15th of February 2022. The five local area assessments will be complete by the end of January and will be circulated shortly after this evening's meeting.

4. REASONS FOR THE RECOMMENDATIONS

- 4.1 To allow Members the opportunity to consider and comment on the draft Well-being Assessment.

5. THE REPORT

- 5.1 The Well-being Assessment is the primary partnership planning document for the PSB partners and is developed on a 5-yearly cycle. As well as informing the work of the PSB it should be used within the individual member organisations to inform corporate planning. It is a public document and the data and information within it is designed to be useful for anyone with an interest in the well-being of the area.

The joint Well-being Assessment draws on the knowledge and experience each of the five former PSBs gained when producing the last assessments in 2017. Officers have been working in collaboration across the region to develop the document.

- 5.2 Producing a joint assessment is different to producing one for each of the local authority areas. There are aspects that are best considered at a regional (Gwent) level, and others that are more local, affecting individual communities or areas. The assessment has been produced around the four well-being themes set out in the Well-being of Future Generations (Wales) Act: Social, Economic, Environmental, and Cultural.

The Assessment brings together a range of information to help explain what Gwent and its communities look like and what is important in planning for the future. Data has been collected at both national and local levels; and engagement has taken place with people and communities living and working in an area.

- 5.3 The statutory guidance states that the use of evidence and analysis should usefully be divided into two main components:

Situation Analysis – painting a broad picture of well-being within the board’s area so that potential priorities for the area can be identified (the assessment of local well-being, the work we are doing now).

Response Analysis – the detailed analysis of individual issues and themes to inform the development of the Local Well-being Plan, this will be developed with the PSB over the Spring period.

In preparing and publishing the assessment (situation analysis) of the state the economic, social, environmental and cultural well-being of its area the board must:

- Set out the communities that comprise the area;
- Analyse the state of well-being in each community and the whole area
- Analyse the state of well-being of the people in the area;
- Include predictions of future trends of the area;
- Refer to the National Indicators;
- Take into account a number of statutory reviews and assessments when preparing their assessment.

- 5.4 The Gwent PSB was established on 1 October 2021 and as such the timescales for developing the first regional Well-Being Assessment have been a challenge, and it is anticipated that the draft will be updated throughout the consultation process. This task of developing the assessment was assigned to the PSB Gwent Strategic Well-being Action Group (GSWAG) officer sub-group. The draft assessment was reviewed and agreed by the PSB in their December meeting to enable the consultation process to begin

- 5.5 Partnerships Scrutiny Committee are a statutory consultee body under Section 38 of the Well-being of Future Generations (Wales) Act 2015 and a copy of the assessment must be provided to Committee. The full document is hyperlinked at Background Papers. However, the key headlines are included within the Executive Summary (appended). A PowerPoint presentation is also being used to take Members through the document.

- 5.6 The data and assessment will improve over time, with further amendments throughout the consultation process, and in the next phase (Response Analysis). We know that there is more work to be done on including the outputs of engagement exercises in each chapter, and that further work is may be needed to refine the Community Area Assessments.

The ongoing consultation process will include expert officers, that is staff within member organisations with responsibility for services that deliver on, or who have knowledge of, economic, environmental, social and cultural factors. In effect to ‘sense check’ the headlines in the assessment and consider their views as it moves through to Response Analysis.

- 5.7 The timeline for completion of the final Well-being Assessment is included at appendix 3. Thereafter, the officers supporting the PSB will be working on developing the Gwent Well-being Plan to be published by May 2023.

5.8 **Conclusion**

This report presents to Members the draft assessment of well-being for their consideration and comment.

6. **ASSUMPTIONS**

6.1 There are no assumptions made in this report.

7. **SUMMARY OF INTEGRATED IMPACT ASSESSMENT**

7.1 This report is for information only and reports on the draft local assessment of well-being prepared by the Gwent Public Services Board, acting as a collaborative body.

7.2 The work of the Gwent Public Services Board is consistent with the five ways of working as set out in the sustainable development principle in the Act, since it allows Partnerships Scrutiny Committee to consider how the actions of the Public Services Board are:

- Long Term – Balancing short-term needs with the needs to safeguard the ability to also meet long-term needs
- Prevention - Acting to prevent problems occurring or getting worse to help public bodies meet their objectives
- Integration – Considering how the well-being objectives may impact upon each of the well-being goals, or on the objectives of other public bodies
- Collaboration – Acting in collaboration with any other person that could help the board to meet its well-being objectives
- Involvement – Involving people with an interest in achieving the well-being goals and ensuring that those people reflect the diversity of the area which the body serves.

8. **FINANCIAL IMPLICATIONS**

8.1 There are no financial implications in this report.

9. **PERSONNEL IMPLICATIONS**

9.1 Caerphilly county borough Policy Officers have taken the lead role in completing the document providing the overview guidance and steer for a range of partnership officers, authorship roles have been shared among many partners. In addition, Caerphilly Policy Officers have shaped and guided the engagement processes working with others across the region to get a shared understanding of how consistency can be brought to the process. Some additional Policy Officer capacity has been funded, through Welsh Government regional allocation, to be able to manage the additional workload. This capacity will be in place within the next few weeks.

9.2 Caerphilly currently administers the Gwent PSB providing all back-office support and

support to the Chair and PSB members. The Leader of Caerphilly Council was elected as chair of the Gwent PSB for its first two-year period.

- 9.3 Given the larger proportion of capacity being devoted by Caerphilly Policy Officers to the regional work the Community Area Assessments for the county borough are yet to be completed but will be available for comments by the end of the month.

10. CONSULTATIONS

- 10.1 This report has been sent to all consultees listed below and all comments received are reflected in this report.

11. STATUTORY POWER

- 11.1 Section 38 of the Well-being of Future Generations (Wales) Act 2015.

Author: Kathryn Peters, Corporate Policy Manager, peterk@caerphilly.gov.uk

Consultees: Councillor Philippa Marsden, Leader of the Council and Chair of the PSB
Christina Harrhy, Chief Executive
Councillor Gez Kirby, Chair of Partnerships Scrutiny Committee
Councillor Brenda Miles, Vice Chair of Partnerships Scrutiny Committee
Richard Edmunds, Corporate Director, Education and Corporate Services
Sue Richards, Head of Education Planning and Strategy
Stephen Harris, Head of Financial Services and Section 151 Officer
Lynne Donovan, Head of People Services
Rob Tranter, Head of legal Services and Monitoring Officer
Paul Cooke, Senior Policy Officer
Vicki Doyle, Policy Officer
Heather Delonnette, Policy Officer
Paul Massey, Policy Officer

Background Papers:

[Link to Gwent PSB Well-being Assessment \(Draft\)](#)

Appendices:

Community Area Assessments:-

Appendix 1 Upper Rhymney Valley
Appendix 2 Draft Well-being Assessment - Executive Summary
Appendix 3 Assessment Timeline

This page is intentionally left blank

Gwent Public Services Board

DRAFT Upper Rhymney Valley Local Area Well-being Assessment

A Caerphilly county borough local area well-being assessment

JANUARY 2022

Contents

1 Description of the area 3

2 About the Upper Rhymney Valley..... 4

3 Social well-being 5

3.1 About the community..... 5

3.2 Getting around 6

3.3 Access to services and crime..... 8

3.4 Housing, households and health 9

4 Economic well-being..... 14

4.1 Education, skills and work 14

5 Environmental well-being 16

6 Cultural well-being..... 18

7 What our residents have told us 21

References..... 22

1 Description of the area

The Upper Rhymney Valley (URV) community area includes the wards of **Twyn Carno, Moriah, Darran Valley, New Tredegar, Pontlottyn, Bargoed, Aberbargoed and Gilfach**. The area is comprised of small former mining settlements along the line of the River Rhymney and its tributary, the Nant Bargoed Rhymney. The valleys are generally steep sided but broaden out at the Heads of the Valleys into a plateau.

Bargoed is the main town, supported by the local centre of Rhymney. It has benefitted from extensive regeneration funding that has provided the Angel Way by-pass road, public transport enhancements, improvements to the street scene along the high street and improved pedestrian links. The Bargoed Development Plateau retail complex includes a major supermarket and several smaller shop units, most of which are occupied by national retailers. The Hanbury Road Chapel is a multi-purpose community asset combining a worship space, library and resource centre.

The local centre of **Rhymney** is located in the north of the community area. The town is heavily dependent on local independent traders, and currently has a limited retail offer. The town has an integrated Health and Social Care Resource Centre which serves the health needs of residents in the north of the county borough.

Regeneration in the **New Tredegar** area has led to the development of a community school, environmental improvements, new road infrastructure, and the provision of incubator industrial units. New Tredegar also hosts the Winding House Museum, centred on the Victorian winding engine. This machinery was used to operate the cages which transported men and coal between the surface and the mine below, and the facility also brings together local and national coal mining artefacts for display. The Winding House also houses a Public Sector Hub, to encourage collaboration between public sector organisations.





Figure 1: Bargoed Library



Figure 2: Winding House Engine, New Tredegar

2 About the Upper Rhymney Valley

Area	58.0 km ² – approximately 21% of the total area of Caerphilly county borough at 278km ²	
Population 	The estimated population is 28,510 – approximately 15.7% of the total population for Caerphilly county borough at 181,731 ¹ .	
Population density	The population density is 3.58 persons per hectare, with most people living in Aberbargoed 2, Gilfach and Pontlottyn. There are 6.53 people per hectare in Caerphilly county borough. ²	
Dwellings 	The dwelling count is 13,002 – approximately 16.2% of the total number of dwellings in Caerphilly county borough at 80,149 ³ .	
General	Upper Rhymney Valley consists of 4 Medium Super Output Areas (MSOAs), containing 18 Lower Super Output Areas (LSOAs). By looking at smaller geographical areas, we can see any differences that can impact on well-being.	
	LSOAs	MSOAs
	Aberbargoed 1 & 2	Moriah 1, 2 & 3
	Bargoed 1, 2, 3 & 4	New Tredegar 1, 2 & 3
	Darran Valley 1 & 2	Pontlottyn
	Gilfach	Twyn Carno 1 & 2
		Caerphilly 001
		Caerphilly 002
		Caerphilly 003
		Caerphilly 004

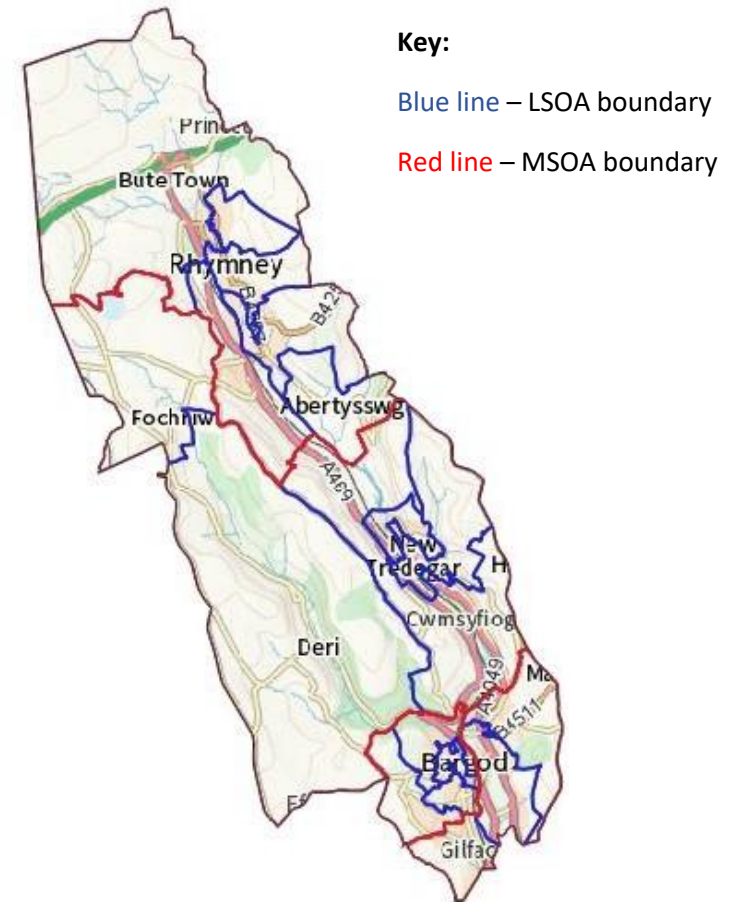


Figure 3: Map of the Upper Rhymney Valley

3 Social well-being

3.1 About the community

Overall, the estimated population of the Upper Rhymney Valley increased by approximately 192 residents, from 28,510 in the 2011 Census to 28,318 in 2020⁴ (+0.7%), compared to an increase of 3.5% in Wales as a whole. Half of the 18 LSOAs in the Upper Rhymney Valley saw an increase in their population over this period, with the largest increase in Aberbargoed 1 (up 18.2% or 280 people). The remaining LSOAs saw a decrease in their population over the time period, with the largest decrease in Darran Valley 2 (down 6.2% or 78 people).

Understanding how the population might change in the future can help us think about key well-being challenges and opportunities. Unfortunately, population projections are not available below the county borough level, so these figures are included below.

The overall population in Caerphilly county borough is projected to increase by 2.0% between 2019 and 2043⁵, to 186,991. This is in contrast to recent trends, where the population grew by 5.4% between the 1991 and 2011 censuses.

The number of people aged 0-15 living in Caerphilly county borough is projected to decrease by 7.4% between 2019 and 2043, roughly similar to the Welsh average of 8.0%⁶. The largest decline is projected up to 2028 and following that the figure is projected to remain fairly consistent at around 31,000. This could mean 2,521 fewer people in this age range across the county borough by 2043.

The number of people aged 16-64 living in the county borough is projected to fall by 3.1% between 2019 and 2043 (compared with a decline of 2.1% in Wales as a whole), with a fairly steady projected decline over the time period. This could mean 3,487 fewer people in this age range across the county borough by 2043⁷.

The number of people aged 65 or over living in Caerphilly county borough is projected to increase by 27.2% between 2019 and 2043, slightly lower than the Welsh average of 28.7%⁸. For Caerphilly county borough this could mean an additional 9,653 people in this age range by 2043⁹. This figure is 61% higher than the combined projected decrease in the population figures for the 0-15 and 16-64 age groups by 2043¹⁰.

The number of people aged 85 or over living in Caerphilly county borough is projected to increase by 82.6% between 2019 and 2043, significantly higher than the Welsh average of 69.5%. For the county borough this could mean an additional 3,145 people in this age range by 2043¹¹.

Without question there are many potential benefits to individual, family and community well-being from people living longer.

However, this does mean that there could be higher demand for social care and health services in the future, particularly amongst the elderly population, as the demand for health and social care services tends to increase as we get older.

An ageing population will also require appropriate housing that meets their needs, both now and in the future.

The latest data from the 2021 Census is not yet available, but from the 2011 Census:

Welsh speakers	19% of residents in the URV could speak some Welsh, slightly lower than the Caerphilly county borough figure (22.2%) but significantly lower than the Welsh average of 37.8% ¹² .
-----------------------	--

Country of birth	92% of residents in the URV were born in Wales, higher than the county borough average of 88.6% and the Wales average of 72.7% ¹³ .
Ethnicity	98.7% of residents in the URV were of a White ethnicity, marginally higher than the county borough average of 98.3% and higher than the Wales average of 95.6% ¹⁴ .
Religion	48.4% of residents in the URV had a Christian based religious, slightly lower than the county borough average of 50.7% and lower than the Wales average of 57.5% ¹⁵ .

The **Rhymney Valley railway line** provides direct links south through the county borough to Cardiff, with stations located at Rhymney, Pontlottyn, New Tredegar, Bargoed and Gilfach. From Rhymney the journey time to Cardiff is just over an hour, with a single train operating every hour, which restricts accessibility from the very north of the county borough. Three trains per hour operate from Bargoed station.

The **South Wales Metro** is an integrated public transport network that will make it easier for people travel across the Cardiff Capital Region (CCR), transforming rail and bus services as well as cycling and walking. Transport for Wales are investing £750 million pounds to upgrade the railway lines to Aberdare, Coryton, Merthyr Tydfil, Rhymney and Treherbert, known as the Core Valleys Lines. For more information on the plans for the Metro, visit the Transport for Wales website [South Wales Metro | TfW](#).

Bus services operate regularly up and down the valley, and also on to Merthyr Tydfil, but the main issue with all public transport services in the Upper Rhymney Valley is that they start later in the morning and finish earlier in the evening, making it difficult for shift workers in particular to use public transport

Transport and its accessibility can have a significant impact on households with low or limited incomes, and high prices can make public transport an expensive option for those who depend on it. Reducing transport costs can help to increase disposable income and help to reduce in work poverty.

There are a small number of electric vehicle charge points in the Upper Rhymney Valley at Parc Cwm Darran, Tirphil and Bargoed¹⁶. Much of the housing stock in the Upper Rhymney Valley is typical terraced housing, which often does not have access to off-road parking. This could limit future take-up of electric vehicles as charging could be problematic. Future developments in electric charging facilities will hopefully help to solve this issue.

Taking action to help support and grow the Welsh language will help preserve Welsh culture and identity for future generations.

3.2 Getting around



People travel for a range of reasons both within the Upper Rhymney Valley and beyond; for recreation or to meet with friends and family, to attend education or work, for the movement of goods or the delivery of services, or to access services themselves. There are also travellers to the area, such as those working in the industrial estates or shops and offices, and those visiting for tourism purposes or enjoying the wonderful countryside.

Walking, cycling and public transport can make an important contribution to local transport needs, whilst also helping to address issues of congestion, pollution and climate change associated with car dependency.

Safe active travel routes, particularly those which provide commuting potential, can help to support healthy lifestyles, however much of the Upper Rhymney Valley is very steep, which can present mobility challenges for some. In the future more people might choose to travel actively, so that they can keep healthier into old age. Future generations might use electric bikes to navigate the steep gradients of the area.

The Covid-19 pandemic has seen many of us **walking and cycling more** and appreciating the value of our local greenspaces.

Route 468 of the National Cycle Network runs from Pengam north (just south of Gilfach) towards New Tredegar, forming part of the developing network running the length of the Rhymney Valley. The route runs along a disused railway in the narrowest part of the Rhymney Valley and is mainly wooded (there is a gap in the route between Abertysswg and New Tredegar).

Route 469 connects Bargoed and Fochriw and also utilises an abandoned railway track. The route connects with the village of Deri and Parc Cwm Darran.

The Covid-19 pandemic has seen many more of us working from home and accessing services online, but there are certain types of work that cannot be done remotely or digitally, such as factory work or retail. Future generations may not need to travel as much for work.

Broadband access



The vast majority of households in the Upper Rhymney Valley have access to broadband of at least 30Mb/s, although there are pockets where access is poorer, such as Darran Valley 1 (9.1% without access to this speed) and Bargoed 4 (6.5%)¹⁷.

Whilst broadband accessibility in the Upper Rhymney Valley is generally good, affordability of broadband is much more of an issue for those with low or limited incomes. Poor digital literacy can also be a significant barrier for certain groups within the community.

Communities of the future may be less reliant on fixed telecommunication systems and more people might use newer technologies such as 5G etc.

We do not currently know if homeworking and online access to services will be a permanent arrangement for the foreseeable future, or if people will begin to return to their places of work or choose to access services face-to-face. In reality it is probable that there will be a blend of online, remote and in-person interactions.

In the future the whole of Caerphilly county borough (including the Upper Rhymney Valley) will need to be cyber secure and digitally inclusive.

3.3 Access to services and crime



Bargoed and Rhymney are the main towns within the Upper Rhymney, and residents will travel from surrounding areas to these towns to access the services they need. Some residents will also travel north of the county borough to Merthyr Tydfil and further afield.

Asset type	Number
Primary school	15
Secondary school	2
Libraries	5
Leisure centres	1
Community centre	11
Banks	3
Post office	6
Country parks	2
National Nature Reserve	1

Bargoed has a large supermarket (Morrison's) and a good retail offer, although many national retailers have left the high street due to the Covid-19 pandemic and the change in shopping habits i.e. the move to purchasing online. Bargoed also has two bank branches.

Rhymney has a limited retail offer which is mainly comprised of individual retailers.

The Upper Rhymney Valley also has a number of Post Office branches in the smaller villages, which offers alternative access to banking services where there are no bank branches.

The Upper Rhymney has a large number of primary schools in the different villages and two secondary schools – Heolddu Comprehensive School in Bargoed (11-18 years) and Idris Davies School (3-18 years).

The Upper Rhymney Valley has a Hub Library at Bargoed, a Town Library at Rhymney, a Village Library at New Tredegar and Community Linked Libraries at Aberbargoed and Deri.

Heolddu Leisure Centre is located in Bargoed adjacent to Heolddu Comprehensive School and provides a range of facilities including a swimming pool, fitness suites and group exercise classes.

Unless people feel safe in their homes and the places they live and work, they may not have the confidence or desire to access services or participate in community life.

17 of the 18 LSOAs in the URV have **Criminal Damage** rates higher than the Wales average of 1.14 cases per 100 population. Three LSOAs (New Tredegar 1, New Tredegar 3 and Moriah 3) have rates over three times higher than Wales average for Criminal Damage¹⁸.

15 of the 18 LSOA's in the Upper Rhymney Valley have a **Violent Crime** rate above the Wales average of 2.67 cases per 100 population. Two LSOAs (Bargoed 4 and New Tredegar 1) have rates over double the Wales average for Violent Crime¹⁹.

13 of the 18 LSOA's in the Upper Rhymney Valley have an **Anti-Social Behaviour** crime rate above the Wales average of 2.55 cases per 100 population. Only one LSOA (New Tredegar 1) has a rate 75% higher than the Wales average for Anti-Social Behaviour²⁰.

15 of the 18 LSOA's in the Upper Rhymney Valley have a **Burglary** rate above the Wales average of 0.98 cases per 100 population.

Moriah 3 has a Burglary rate of almost 4 times the Wales average (3.80) and two further LSOAs (Moriah 2 and Twyn Carno 2) have rates over double the Wales average for Burglary²¹.

10 of the 18 LSOA's in the Upper Rhymney Valley have a **Theft** rate above the Wales average of 0.53 cases per 100 population. Twyn Carno 2 has a Theft rate of over six times the Wales average (3.25) and two further LSOAs (Moriah 2 and Moriah 3) have rates over double the Wales average for Theft²².

17 of the 18 LSOA's in the Upper Rhymney Valley have a **Fire Incidence** rate above the Wales average of 0.38 cases per 100 population. Four LSOAs (New Tredegar 3, Twyn Carno 2, Moriah 3 and Darran Valley 1) have rates over three times the Wales average for Fire Incidence²³.

Tackling the causes of crime and anti-social behaviour will support greater cohesion in the communities of the Upper Rhymney Valley.

3.4 Housing, households and health

A key consideration for the future of the Upper Rhymney Valley is ensuring there is the right sort of housing to support the needs of the community.

If the housing of the future is improved in terms of energy efficiency, homes would be warmer, cheaper to run and would produce less carbon emissions. Homes of the future will need to be resilient to a changing climate. The housing being built now will be a legacy left for future generations.

Housing stock	56% of properties in the URV are terraced houses compared with a Wales average of 28%. 26% of properties were in the semi-detached category compared with a Wales average of 31%.
----------------------	---

Council tax band	The vast majority of housing in the URV (87.3%) is rated as Council Tax band A or B, the lowest valued housing categories.
Tenure	32.7% of housing in the URV is owned outright (35.4% in Wales as a whole) and 29.9% is owned with a mortgage or loan (32% in Wales as a whole). 25% is rented from the local authority or a Registered Social Landlord (9.8% in Wales as a whole).

In WIMD 2019, 12 of the 18 LSOAs in the Upper Rhymney Valley had percentages higher than the Wales average (5.5%) of people living in overcrowded households, and Aberbargoed 2, Moriah 3 and Bargoed 4 had percentages over 10%²⁴.


11 of the 18 LSOAs in the Upper Rhymney Valley had percentages higher than the Wales average (19.7%) for the likelihood of poor quality housing, and five LSOAs (Bargoed 3, New Tredegar 1, New Tredegar 2, Darran Valley 1 and Bargoed 2) had a percentage over one and a half times higher than the Wales average²⁵.

11 of the 18 LSOAs in the Upper Rhymney Valley had percentages higher than the Wales average (18%) for the likelihood housing containing serious hazards, and five LSOAs (Bargoed 3, New Tredegar 1, New Tredegar 2, Bargoed 2 and Darran Valley 1) had a percentage over one and a half times higher than the Wales average²⁶.

12 of the 18 LSOAs in the Upper Rhymney Valley had percentages higher than the Wales average (3.2%) for the likelihood of housing being in disrepair, and two LSOAs (Bargoed 3 and New Tredegar 1) had a percentage of at least twice the Wales average²⁷.

The **Welsh Housing Quality Standard** is a set of standards that all Council and Housing Association homes in Wales must meet. The standard states that all homes should be in a good state of repair, safe and secure, adequately heated, up to date in kitchens and bathrooms, well managed, in attractive and safe environments and suitable for specific households. As the Council has retained its housing stock, it is responsible for bringing the stock up to this standard.

Around £260 million has been spent across the county borough in recent years to achieve this standard. Internal works have included new kitchens, bathrooms, heating and electrical rewiring. External works have included new doors, windows, guttering/downpipes and reroofing properties. An environmental improvement programme has also been delivered as part of WHQS, which looks at areas outside the curtilage of council homes.

 There is a substantial variation in the median increase in prices paid for houses in different wards in the Upper Rhymney Valley between March 2019 and March 2021. In Aberbargoed ward the median price has increased by 77.5% to £157,998, and in Bargoed ward the median price increased by 33.5% to £117,500. Conversely, the median price in Twyn Carno ward increased by just 4.3% to £86,000²⁸.

The average annual income in Caerphilly county borough is £29,289²⁹, which means that the house price to income ratio is over 5:1 in Aberbargoed ward, but less than 3:1 in Twyn Carno ward. This means a single person would have to spend over 5 times their salary to be able to purchase a property in the Aberbargoed ward, which is likely to mean that many single people are prevented from buying a

property without assistance, such as help from family or shared ownership.

Defining housing need is complex and several factors will have an influence on the overall levels of demand.

The **Welsh Index of Multiple Deprivation (WIMD)** is the Welsh Government's official measure of relative poverty. It identifies those communities (at an LSOA geography), with the highest concentrations of different types of deprivation, plus overall deprivation. WIMD ranks all LSOAs in Wales from most (rank 1) to least (rank 1909) deprived.

WIMD domain ranks are available for every LSOA in Wales, and the information overleaf summarises the LSOAs which fall in the 10% most deprived category in the Upper Rhymney Valley, for Overall Deprivation and certain domains.

Overall deprivation	Six LSOAs are in the 10% most deprived category for Overall Deprivation – Aberbargoed 2, Bargoed 4, Darran Valley 2, Moriah 3, New Tredegar 3 and Twyn Carno 1. Twyn Carno 1 is the most deprived LSOA in the URV for Overall Deprivation, ranked 8 in the whole of Wales.
Health Domain	Seven LSOAs are in the 10% most deprived category for the Health Domain – Bargoed 4,

	Darran Valley 2, Moriah 2, Moriah 3, New Tredegar 2, New Tredegar 3 and Twyn Carno 1. Twyn Carno 1 is the most deprived LSOA in the URV for the Health Domain (rank 25) followed by Bargoed 4 (rank 29).
Community Safety Domain	Half the LSOAs are in the 10% most deprived category for the Education domain. The three LSOAs in the URV that have the highest ranks for this domain are New Tredegar 1 (rank 25), Moriah 3 (rank 27) and New Tredegar 3 (rank 41.)
Income Domain	Five LSOAs are in the 10% most deprived category for the Income Domain - Aberbargoed 2, Bargoed 4, Moriah 3, New Tredegar 3 and Twyn Carno 1. Twyn Carno 1 is the most deprived LSOA in the URV for the Income Domain (rank 21), followed by Bargoed 4 (rank 23)
Employment Domain	Eight LSOAs are in the 10% most deprived category for the Employment Domain - Aberbargoed 2, Bargoed 4, Darran Valley 2, Moriah 2, Moriah 3, New Tredegar 3, Pontlottyn and Twyn Carno 1. Twyn Carno 1 is the most deprived LSOA in the URV for the Employment Domain (rank 8).

A table showing the domain ranks for every LSOA in the Upper Rhymney Valley is shown on Page 13. This highlights that are significant levels of deprivation in pockets throughout the Upper

Rhymney Valley, and multiple deprivation across different domains in a number of LSOAs.

Good health is a major aspect of well-being for all individuals in every community, but there are a particular set of challenges in the Upper Rhymney Valley in relation to employment, transport, housing, educational achievement and levels of deprivation that are likely to have an impact on health, and possibly contribute to or be caused by poor health.

Although self-reported health is good, the rate of premature death is significantly higher than the average rate for Wales and 24.9% of the people living in Blaenavon have a limiting long-term illness.

Limiting long-term illness	30.2% of residents in the Upper Rhymney Valley reported that their day-to-day activities were limited a little or a lot due to their health. This compares with an average of 25.4% in Caerphilly county borough, and 22.7% in Wales as a whole ³⁰ .
All cause death rate	The all-cause death rate in the MSOAs of the URV are between 1022.4 per 100,000 population in Caerphilly 002 (New Tredegar & Darran Valley) and 1437.6 in Caerphilly 004 (Bargoed), compared with the Caerphilly county borough (1103.7) and Wales (1031.2) average rates ³¹ .
Premature death	The rate of premature death (under 75) in the URV ranges between 454.2 per 100,000 population in Caerphilly 003 (Aberbargoed & Gilfach) and 515.5 in Caerphilly 001 (Rhymney, Pontlottyn & Abertysswg). The rate in each

MSOA is significantly higher than the average rate for Wales is (382.4)³².

Tackling the leading causes of premature death and illness, delaying frailty and helping working age adults live healthier lives for longer, by preventing health-harming behaviours and promoting mental well-being, will help create a healthier Upper Rhymney Valley.

Integrated Wellbeing Networks (IWNs) are about working together better and more effectively, to support community well-being to continue to improve the health and well-being of our communities, now and in the future. They involve statutory, third sector and community partners working together to decide how best to support and strengthen well-being in our communities as the current situation evolves and we all adjust to post Covid-19 life.

There are three areas of IWN focus in the Upper Rhymney Valley – Bargoed and Darran Valley, New Tredegar and Rhymney. For more information on the work of the IWNs, visit this website [Integrated Wellbeing Networks Gwent \(iwngwent.wales\)](https://www.iwngwent.wales).

The nearest hospitals to the Upper Rhymney Valley are Ysbyty Ystrad Fawr (Enhanced Local General Hospital) and Prince Charles Hospital in Merthyr Tydfil (24-hour A&E), although this falls in the Cwm Taf Morgannwg University Health Board area. The Grange University Hospital is located in Cwmbran (within the Aneurin Bevan University Health Board area) and provides Specialist, Trauma and Critical Care Services for the whole of Gwent.

Rhymney Health & Social Care Centre brings together a number of health and social care services, making it much more convenient for local residents to access services and for staff to work in an integrated way to provide the best care. The centre incorporates two

GP surgeries, a dentist, an optician, a pharmacy, a Social Services Day Centre, and community and outpatient clinics.

30.9% of residents in the Upper Rhymney Valley said that their health was fair, bad or very bad. This compares with an average of 25.2% in Caerphilly county borough, and an average of 22.2% in Wales as a whole³³.

Welsh Index of Multiple Deprivation 2019 - Upper Rhymney Valley

LSOA Name	Overall Deprivation	Income Domain	Employment Domain	Health Domain	Education Domain	Access to Services Domain	Housing Domain	Community Safety Domain	Physical Environment Domain
Aberbargoed 1	349	426	286	349	233	764	877	318	1280
Aberbargoed 2	177	162	139	210	282	1335	149	180	1297
Bargoed 1	538	626	381	300	778	1049	1038	297	1464
Bargoed 2	704	711	553	623	871	1861	551	129	1035
Bargoed 3	456	635	422	486	341	1539	153	248	954
Bargoed 4	29	23	18	29	161	343	765	146	1613
Darran Valley 1	832	958	819	682	816	860	219	712	1731
Darran Valley 2	137	338	98	71	50	736	606	621	1526
Gilfach	482	576	248	501	710	1182	514	464	1096
Moriah 1	391	497	331	230	221	1657	476	863	976
Moriah 2	228	368	122	189	477	1464	582	70	310
Moriah 3	67	137	44	186	62	562	552	27	629
New Tredegar 1	578	768	594	538	651	1204	421	25	1299
New Tredegar 2	246	348	308	188	280	383	279	241	1369
New Tredegar 3	59	73	83	77	104	367	222	41	1075
Pontlottyn	315	370	180	447	258	1079	843	219	1013
Twyn Carno 1	8	21	8	25	9	510	1198	148	450
Twyn Carno 2	473	509	303	642	817	1075	1059	71	426

WIMD Rank 1-1909

1-191: 10% most deprived
192-382: 11-20% most deprived
383-573: 21-30% most deprived
574-955: 31-50% most deprived
956-1909: 50% least deprived

4 Economic well-being

4.1 Education, skills and work

Childhood experiences can determine long-term development and overall life achievements.

For the Upper Rhymney Valley, the WIMD 2019 Education domain shows the following:

Education Domain	Five LSOAs are in the 10% most deprived category for the Education domain – Bargoed 4, Darran Valley 2, Moriah 3, New Tredegar 3 and Twyn Carno 1. Twyn Carno 1 is the most deprived LSOA in the URV for the Education domain (rank 9 from 1909 in Wales).
-------------------------	--

Twyn Carno 1 also has a high concentration of several different domains of deprivation – overall deprivation plus Income, Employment, Health and Community Safety. This tells us that a range of socio-economic factors could be contributing to educational attainment gaps between individuals and communities.

Ensuring all children receive a good quality education and raising the aspirations of future generations of young people will support their long-term economic well-being.


The data shows that the proportion of Key Stage 4 leavers entering Higher Education ranges between 12.9% in Bargoed 4 and 40.4% in Moriah 2. It also shows that the proportion of adults aged 25 – 64 years with no qualifications ranges from 24.3% in Darran Valley 1 to 53.8% in Twyn Carno 1³⁴.


For some young people, their financial circumstances and the cost and availability of transport can be major barriers to entering higher education.

Current and future generations of young people need to be supported and encouraged to prevent them becoming NEET (not in education, employment or training).

Repeat school absenteeism	Repeat absenteeism of school pupils ranges from 3.7% in Darran Valley 1 to 14.5% in Moriah 3 ³⁵ . (This indicator measures the percentage of primary and secondary pupils missing more than 15% of school sessions, and is based on a three-year average)
----------------------------------	--

Improving local skills through workforce planning, training, apprenticeships and volunteering opportunities will help future generations find decent, rewarding work and avoid in-work poverty.

<p>Economic activity/inactivity</p> 	<p>There were 20,761 residents aged 16-74 years in the URV at the time of the 2011 Census³⁶. Of these, 12,339 were economically active:</p> <ul style="list-style-type: none"> • 45.6% were employees (49.5% in Wales) • 5% were self-employed (8.6% in Wales) • 6.9% were unemployed (4.3% in Wales). <p>There were 8,422 economically inactive residents in the URV:</p> <ul style="list-style-type: none"> • 15.9% were retired (16.1% in Wales) • 5.2% were looking after their home or family (3.8% in Wales) • 11.8% were long term sick or disabled (6.3% in Wales)
--	--

 <p>Skills</p>	<p>The highest level of qualifications for residents of the URV in the 2011 Census is shown below³⁷.</p>		
		URV	Wales
	No qualifications	39.8%	25.9%
	Level 1	15.1%	13.3%
	Level 2	15.8%	15.7%
Level 3+	22.1%	36.8%	
Apprenticeship	3.3%	3.9%	
<p>Industry of employment</p>	<p>In the 2011 Census the largest industry of employment in the URV was Manufacturing on 18.3% (10.5% in Wales). This was followed by Wholesale and Retail Trade: Repair of Motor Vehicles and Motorcycles on 14.6% (15.6% in Wales) and Human Health and Social Work Activities on 13.9% (14.5% in Wales)³⁸.</p>		
<p>Main employment sites</p>	<p>There are five industrial estates located in the Upper Rhymney Valley area (Heads of the Valleys, Capital Valley, Maerdy, Bowen and the Lawn) and two business parks (Angel Lane and St. Margaret's Park), all of which provide valuable local employment opportunities.</p>		

employment locally, with the biggest impacts in the Retail, Hospitality, Tourism and (to an extent) Construction sectors.

The most successful localities will be able to offer a range of quality jobs in different sectors, and the foundational economy is also of growing importance (the foundational economy provides the everyday services that our residents and businesses rely on, such as energy, food and healthcare, and has an important part to play in contributing to the long-term resilience of the local economy). Having good quality, well paid employment will have a positive impact on a person's health and well-being.

Caerphilly county borough, along with nine other local authority areas in South East Wales is part of the Cardiff Capital Region (CCR) City Deal, which over a 10-year period seeks to deliver a set of targets in the region including 25,000 new jobs by 2036, the leveraging of £4bn of private sector investment and securing economic growth. Eight priority sectors have been identified as important for the region going forward³⁹:

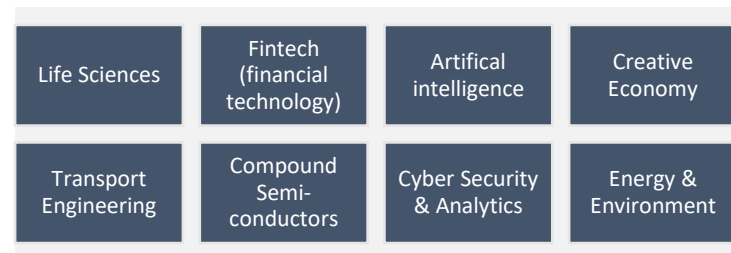



Figure 4: Cardiff City Region priority sectors

The Upper Rhymney Valley is not alone in having an over-reliance on the Manufacturing sector, with a similar picture right across Caerphilly county borough and much of South Wales. The Covid-19 pandemic is likely to have had a significant impact on the pattern of

One of the key challenges for the whole of the county borough will be to ensure that the public, private and community sectors link in with the CCR City Deal where appropriate, so the area benefits as much as possible from the investment and economic growth that will take place in the years to come.

5 Environmental well-being



Our air, land, water, wildlife, plants and soils provide our most basic needs, including food, timber, fuel and recreation. They also provide less visible services including water management, supporting pollinating insects and carbon storage.

The former mining and iron industries and the associated heavy industrial sites have had a big impact on the landscape of Caerphilly county borough. Coal mines were located throughout the county borough, with the Upper Rhymney Valley alone having forty coal mines by the beginning of the 20th Century. These industries have contributed to the legacy of poor health within the county borough. By the end of the 20th Century, following the closure of all the pits, many of the remnants of those industries were reclaimed or removed and landscaped to remove the visible evidence of the county borough's industrial past. This past industrial legacy illustrates the importance of both maintaining and enhancing the natural heritage of the county borough, in order to improve quality of life and create a healthier environment for local people. However, it should also be noted that many of the remaining derelict and contaminated sites contain the most ecologically important landscapes within the county borough.

The greening of the South Wales valleys has been transformative – where pit heads and mine workings once stood, country parks and forestry now offer a green and healthy environment that attracts thousands of residents and tourists every year. The landscape is maintained, conserved and improved by farmers, enterprises and

groups, supporting linked ecological systems, rich biodiversity, mitigation against climate change and providing the food on our plates.

The natural living environment in particular helps in lifting peoples' mental well-being, as well as providing a free green gym for improving peoples' physical health. This results in positive consequences in terms of increasing healthy lifespans, reducing the incidence of chronic disease, including cardiovascular disease, some cancers, type 2 Diabetes and osteoporosis.

Set in heart of the Rhymney Valley with easy access from the neighbouring communities, **Bargoed Woodland Park** is an unusual place. It's like the countryside, but this obscures its industrial past. It is also being shaped; shaped by the people who lived and worked here years ago and still shaped by those living here today. Created on the site of three collieries and surrounded by the communities that worked in them, Bargoed Woodland Park is now a place to walk and play.

Tucked away in the Darran Valley, **Parc Cwm Darran** is a peaceful, picturesque country park and winner of a Green Flag Award. This beauty belies its history as the site of the former Ogilvie Colliery. Whilst most traces of this previous life have disappeared, there's still a few reminders of that past to be discovered. The wonderful Ogilvie Lake nestles in the valley bottom, surrounded by an easily accessible lakeside.

Located at the northern end of Parc Cwm Darran, **Cwmllwydrew Meadows** consists of two hay meadows, an ant meadow, two ponds and a small alder woodland. The Ant Meadow is home to over 300 yellow meadow anthills providing a ready meal for green woodpeckers. Both the common blue and the small pearl bordered butterfly can be seen from early summer.

In the Fen and Pond Meadows, marsh marigolds bloom in the spring with common spotted orchids and devil's-bit scabious abounding in the summer. Grass snakes, toads and newts live around the ponds. If you are lucky you may see a barn owl hunting in the evening for voles and mice. Pied flycatchers nest in the woodland.



Figure 5: Parc Cwm Darran

The reserve is made up of old farmland that has never been intensively managed or drained. The mixture of wet and dry areas, old hedges, scrub, trees and old meadows are jam packed with wildlife including rare grasses and flowers, fungi, insects, amphibians, mammals and reptiles. There are plenty of birds that call the reserve home or use it as a holiday destination. The very important population of marsh fritillary butterflies can be seen floating across the meadows on sunny days during late May and June.

Aberbargoed Grasslands National Nature Reserve is the biodiversity jewel within the county borough's wildlife crown. It is a nationally important area of conservation grassland that is home to a large population of the marsh fritillary butterfly and the purple moor-grass and rush pasture it depends upon. The Grasslands was the first National Nature Reserve in Wales to be designated in an urban setting and the first in the Central and Eastern Valleys. Not only that, it has also been designated as a Special Area of Conservation (SAC) under the EC Habitats Directive, highlighting its importance in a European context.

6 Cultural well-being

Culture is broad and all-encompassing, covering shared beliefs, customs, characteristics and identity and defined by everything including language, tradition, heritage, social norms, and involvement in dance, music and arts and other recreational activities. Culture is also influenced by people moving into an area and increasing cultural diversity, leading to a growth in the culture of the area.

The ability to speak the Welsh language is seen as a big part of the culture of Wales by many people. The proportion of people able to speak Welsh in the Upper Rhymney Valley ranges from 7.3% in New Tredegar ward to 10.8% in the Twyn Carno ward. The proportion in each ward is below the Caerphilly county borough (11.2%) and Wales (19%) averages⁴⁰.

Younger age groups are more likely to be able to speak Welsh, demonstrating the influence of Welsh language education in the area.

Key attractions	The Winding House in New Tredegar is the museum for Caerphilly county borough, with engaging exhibitions on local history and heritage, hands-on activities and an exciting events programme. The Victorian winding engine is maintained by a team of dedicated and enthusiastic volunteers and is run on special event days and Bank Holidays.
------------------------	---

The county borough is blessed with a large number of community arts organisations that are vital in raising the profile of the arts, for drawing in visitors and additional income into the county borough and providing an essential social element for local communities through opportunities for people to develop their skills or perform. There are

nearly 100 arts groups that meet to rehearse, develop, make and showcase their work within the county borough. There are also a considerable number of community arts activities which go under the radar, such as one-off projects in schools, youth clubs, older persons groups, summer schemes, adult education and community centres.

Visual Arts - the visual arts have nearly 20 groups within the county borough covering photography, sculpture, painting, film, printmaking and crafts. Groups such as Bargoed Art Society have been established for over 50 years and members produce a diverse range of work.

Public art - many towns and villages in the county borough have imaginative pieces of public artwork, including sculptures, mosaics, and murals. Caerphilly County Borough Council works with local schools, communities, artists and arts-based organisations to develop and produce artwork that enriches and reflects the history and culture of local communities.

Examples of public art in the Upper Rhymney Valley include the 'Twisted Chimney' at Llechryd, the Guardian Angel, Daffodils and Miners Head in Bargoed, and the 'Spirit of the Stream' at Glanynant.



Figure 6: Miners Heads public art at Bargoed

Over recent years a significant amount of investment has focused on public artwork within the county borough, with around £1.7 million invested in such projects. Funding for these schemes has come from the Council, and a range of external organisations, including European funding.

Engaging the local community in the significance of their local heritage is important in ensuring a sense of place and increasing community pride and well-being.

The Upper Rhymney Valley is home to a wide range of clubs and societies, including guides & scout's groups; OAP associations; male voice choirs; allotments & garden societies; history groups; residents associations and community partnerships.

Taking part in cultural activities can be a good way of bringing all parts of the community together and building community cohesion. This has been particularly important since the start of the Covid-19 pandemic, and whilst meeting with others has been problematic for a significant period of time, the bonds forged within our communities has meant that vulnerable individuals have been supported through this difficult period.

Volunteering provides the opportunity to meet new people, to gain confidence and learn new skills for future employment and to have fun in an informal setting. Without volunteers giving up their time for the benefit of their local communities, none of the clubs and societies listed above would be able to exist.

The many churches and chapels in the Upper Rhymney Valley are also home to volunteering efforts, particularly providing lunch clubs and food distribution to those in need. There are a number of foodbanks in the Upper Rhymney Valley who provide free or very cheap food to those in need or on low incomes – these include White Rose Information & Resource Centre, St Gwladys Church Hall in Bargoed, and St Dingat's Church in New Tredegar

The mental and physical benefits that exercise can provide are well documented. Through the hard work of members of the community, there are many sporting clubs and teams in the Upper Rhymney Valley including football, rugby, cricket, bowling and cycling. If future generations are to realise the health benefits of being active then barriers to participation need to be addressed, particularly amongst young women, who typically drop out of sporting activities as teenagers. A varied range of childhood experiences can help to seed a lifelong interest in sports and cultural activities.

Predominantly, the natural landscape of the Upper Rhymney Valley is superimposed by features that relate to the major industrial change that occurred in the South Wales area in the late 18th and early 19th centuries. There are a number of examples of planned industrial heritage, including the ironworkers housing in Bute Town (1825-30). These provide the rich industrial heritage of the area, which is increasingly becoming recognised as a unique attribute of both the county borough and the wider South Wales Valleys.

A key issue in respect of the area's industrial heritage is its protection and, more importantly, the beneficial re-use of its buildings. Bringing these buildings back into use will help to ensure their continued retention.

Within the Upper Rhymney Valley there are a total of 40 **Listed Buildings** – this term refers to a building or other structure officially designated as being of special architectural, historical, or cultural significance:

- Bargoed – 5 x Grade II and 2 x Grade II* (St Sannan's Church and Hanbury Road Baptist Chapel & Schoolrooms)
- Darran Valley – 2 x Grade II
- New Tredegar – 4 x Grade II and 1 x Grade II* (Elliot Colliery Winding House & Engine)

- Rhymney – 24 x Grade II and 2 x Grade II* (St David’s Church and Penuel Baptist Church)



Figure 7: Hanbury Road Baptist Chapel & Schoolrooms, Bargoed



Figure 8: Capel y Brithdir Scheduled Ancient Monument

There are 9 **Scheduled Ancient Monuments** in the Upper Rhymney Valley – these are sites of archaeological importance with specific legal protection against damage or development. There are seven in the Darran Valley and one in both Bargoed and Rhymney.

There are two **Conservation Areas** within the Upper Rhymney Valley – Bute Town and Rhymney Town. The term Conservation Area almost always applies to an area (usually urban or the core of a village) of special architectural or historic interest, the character of which is considered worthy of preservation or enhancement.

7 What our residents have told us

The views of communities on how resources are used to meet their needs are vital, to help inform the way in which programmes and projects are delivered within and alongside public, private and voluntary sector organisations. People are involved throughout the process of assessing the well-being of the our community areas, Caerphilly county borough and Gwent, right through to setting the objectives which will be included in the Well-being Plan. A group of engagement and communications professionals from across the Public Services Board member organisations developed a consistent involvement process to gather community views to support the Assessment process.

Due to the obvious difficulties in being able to engage with people face-to-face due to the Covid-19 pandemic, the primary engagement tool was an online survey. Paper copies were also made available in public places such as libraries and doctors' surgeries. In addition, two workshop sessions were arranged for each of the five community areas in Caerphilly county borough, enabling people to contribute their views through group discussions. Social media was used to advertise the survey and workshops and stakeholder groups were enlisted to encourage communities and groups to participate.

We have been able to analyse the views of residents within the community areas through postcode and other analysis, so that differing perceptions within an area can be understood and compared with the data in this Local Area Well-being Assessment.

Within the **Upper Rhymney Valley**, people generally felt very positive about the community spirit in their area, where people were friendly and worked together to make the neighbourhood a better place to live. This was particularly evident following the various lockdowns and social restrictions that were imposed due to the Covid-19 pandemic, when many communities came together and

helped those who were more vulnerable and less able to help themselves. They also expressed the sense that the wider environment was cleaner and more attractive, with a lot of green spaces and beautiful landscapes due to nature taking back control following industrial decline. This provides greater scope for everyone to enjoy and help improve mental and physical health and should continue to be encouraged, perhaps by developing and publicising heritage trails and walks locally.

Many people expressed a concern for safety in their area, having experienced issues such as with anti-social behaviour, joyriding and drug taking in public places such as parks, even though some had seen greater police presence. They felt that this could be improved by increasing the facilities and activities for communities, such as day centres, community hubs and youth projects. This would help to give young people a focus and help combat loneliness, especially for those people who live alone.

Additionally, communities could help improve their areas by forming volunteer groups that could clean up and carry out activities such as litter picks in their local vicinity, make use of disused buildings and turning them into useful community assets to encourage greater participation in useful pursuits.

In some areas, the public transport facilities were considered poor and this was exacerbated by the feeling that there were not many local facilities and shops, and access to health facilities such as GP surgeries and hospitals.

References

- ¹ Mid-2020 population estimates, Office for National Statistics
- ² Mid-2020 population estimates, Office for National Statistics
- ³ Caerphilly CBC Council Tax Register, December 2021
- ⁴ Mid-2020 Population Estimates, Office for National Statistics
- ⁵ 2018 Local Authority Based Population Projections for Wales, Welsh Government
- ⁶ 2018 Local Authority Based Population Projections for Wales, Welsh Government
- ⁷ 2018 Local Authority Based Population Projections for Wales, Welsh Government
- ⁸ 2018 Local Authority Based Population Projections for Wales, Welsh Government
- ⁹ 2018 Local Authority Based Population Projections for Wales, Welsh Government
- ¹⁰ 2018 Local Authority Based Population Projections for Wales, Welsh Government
- ¹¹ 2018 Local Authority Based Population Projections for Wales, Welsh Government
- ¹² 2011 Census Table KS207WA, Office for National Statistics
- ¹³ 2011 Census Table KS204EW, Office for National Statistics
- ¹⁴ 2011 Census Table KS201EW, Office for National Statistics
- ¹⁵ 2011 Census Table KS209EW, Office for National Statistics
- ¹⁶ <https://www.zap-map.com/live/>
- ¹⁷ WIMD 2019 Access to Services Domain Indicator Data, StatsWales
- ¹⁸ WIMD 2019 Community Safety Domain Indicator Data, StatsWales
- ¹⁹ WIMD 2019 Community Safety Domain Indicator Data, StatsWales
- ²⁰ WIMD 2019 Community Safety Domain Indicator Data, StatsWales
- ²¹ WIMD 2019 Community Safety Domain Indicator Data, StatsWales
- ²² WIMD 2019 Community Safety Domain Indicator Data, StatsWales
- ²³ WIMD 2019 Community Safety Domain Indicator Data, StatsWales
- ²⁴ WIMD 2019 Housing Domain Indicator Data, StatsWales
- ²⁵ WIMD 2019 Housing Domain Indicator Data, StatsWales
- ²⁶ WIMD 2019 Housing Domain Indicator Data, StatsWales
- ²⁷ WIMD 2019 Housing Domain Indicator Data, StatsWales
- ²⁸ Median house prices by ward: HPSSA Dataset 37, Office for National Statistics
- ²⁹ Gross Salary of Full Time Workers - Annual Survey of Hours and Earnings 2021, Nomis
- ³⁰ 2011 Census Table KS301EW, Office for National Statistics
- ³¹ Number of deaths and European age-standardised mortality rates per 100,000 population based on date of registration, 3 years average, 2017-19, HealthMapsWales
- ³² WIMD 2019 Health Domain Indicator Data, StatsWales
- ³³ 2011 Census Table KS301EW, Office for National Statistics
- ³⁴ WIMD 2019 Education Domain Indicator Data, StatsWales
- ³⁵ WIMD 2019 Education Domain Indicator Data, StatsWales
- ³⁶ 2011 Census Table KS601EW, Office for National Statistics
- ³⁷ 2011 Census Table KS501EW, Office for National Statistics
- ³⁸ 2011 Census Table KS605EW, Office for National Statistics
- ³⁹ [Cardiff Capital Region Industrial and Economic Plan](#)
- ⁴⁰ Welsh Language Profile 2016, Menter Iaith Sir Caerffili



Gwent Public Services Board

Executive summary (DRAFT)

Gwent Well-being Assessment

Page 59

Document reference: G01



Contents

1.	Introduction.....	2
2.	About Gwent	5
3.	Social Well-being.....	7
3.1	Deprivation.....	7
3.2	Housing.....	9
3.3	Health.....	12
3.4	Community safety.....	14
3.5	Education.....	16
3.6	Transport.....	18
3	Economic well-being.....	20
5.	Environmental well-being.....	23
6	Cultural Well-being.....	27

1. Introduction

The draft Gwent well-being assessment tells us about all aspects of well-being across Gwent and looks at how it is most likely to develop in the future based on challenges such as social and economic differences, an ageing population, health inequality, educational attainment gaps, and climate change. How we collectively respond to these long-term challenges will impact on well-being both now and for future generations.

The assessment covers five very different local authority areas and includes rural countryside areas, urban centres, and valley communities. Each area has its own distinct strengths and challenges related to its social, economic, environmental and cultural experiences.

To help us understand and explain the differences in our communities, local assessments have also been produced telling us about factors influencing the well-being of the people that live and work there. This means that, as well as collaborating on issues that affect the whole region, we will need to think locally about how to provide bespoke solutions and interventions for some of our communities.

We put much effort in considering well-being in a joined-up way, have collaborated widely in producing this assessment, and have involved people that live and work in our communities.

There are parts of our communities where the data is telling us that well-being is good:



Gwent has a diverse economy that is well placed to contribute to the industries of the future, including contributing towards the transition to a zero carbon wales, providing decent jobs for future generations.



Gwent's rich culture and heritage plays an important role in supporting people's well-being, from bringing people together, helping to combat loneliness and providing opportunities to learn new skills, to supporting healthy lifestyles and enjoyment of the environment. Gwent is also well placed to contribute towards the creative economy sector and to contribute to the future prosperity of the region.



Our communities are strong with many people feeling connected to their neighbourhoods and proud of their surroundings. During Covid-19 lockdown we have seen our communities come together to support the most vulnerable their friends, family, neighbours.



Gwent's distinct and iconic natural environment is a significant resource providing a rich, biodiverse habitat for plants, mammals and invertebrates. It includes the Gwent Levels, the Wye Valley Area of Outstanding Natural Beauty and part of the Brecon Beacons National Park, all attracting many visitors to Gwent.

The well-being assessment also highlights the inequality that exists in our communities, that has the potential to impact on all aspects of well-being both at a personal and community level. There are also a range of challenges that could potentially widen these inequalities in the future and impact negatively on well-being.

People who live in more deprived communities have fewer years of life that are free from ill health and are more likely to have shorter lives. This is evidenced by the gap in healthy life expectancy across Gwent.

Additionally, children from deprived households achieve poorer school results; limiting their opportunities and increasing the risk that poverty will be passed from one generation to the next.

We also know that some people in our communities are experiencing in-work poverty, and that the amount of disposable income a household has will impact on their ability to afford food, transport, energy and to be digitally connected – especially as costs increase.

The assessment is telling us that house ownership is unaffordable for many low-income households, and house prices are rising, which is putting pressure on our social housing stock. Future Gwent will also need more housing stock that meets the needs of an aging population and changing family structures and is resilient to a changing climate.

Some of the data is also telling us that interventions are treating the symptoms rather than the cause, for example food banks and free school meals are indicators of the inequalities that exist in our communities. We want future generations to get decent work,

earning enough money to buy the things they need, to live in warm homes to make healthy life choices. We will all need to work together to prevent problems from occurring or worsening.

Gwent is abundant in natural resources, but not all our natural resources are in a good condition and we know that biodiversity is in decline. Improving the condition and resilience of our natural resources means that we will be better able to address challenges such as climate change, poverty and inequality, as well as contribute to the economy by providing jobs in the industries of the future such as renewables, energy efficiency and decarbonisation and supporting good health.

Many of the unsustainable approaches that are putting pressure on our natural resources are also causing the climate to change.

We need Gwent's natural resources to be resilient to the impacts of a changing climate including more extreme weather events.

There will also be challenges associated with transitioning to a low carbon future, and we will need to consider the whole energy system – heat, power and transport. Whilst projections of milder winters associated with a changing climate may help to reduce fuel poverty, we know that much of our housing stock has poor thermal efficiency and will be challenging to retrofit.

This assessment has been done during a time of global pandemic. Covid-19 has impacted on the economy and social interactions and has put our healthcare system under pressure. Lockdowns and furlough have led people to home school, stop using public transport, or even to lose their jobs. Businesses have been closed or

working at limited capacity while others were able to move online, many were not and so had to close.

Covid-19 has seen more services moving online, although this brings various benefits, we also understand that there is a risk of people being left behind by this shift, so we will be mindful of this when looking at future service delivery.

The long-term impacts of Covid-19 are not yet fully understood, and these along with challenges such as climate change, and leaving the European Union, have the potential to further widen inequalities and affect how well-being develops in the future.

For some of the challenges Gwent is facing, public services already have collective and individual programmes of work already in place. In the next phase of planning for well-being, we will need to determine if our approaches are still the right ones, if we need to be doing more of some things and less of others and how we can best work together. Covid-19 has already seen public bodies working at pace and across boundaries to tackle problems and the new Gwent Public Services Board will use these approaches, positively building on what has gone before to improve the long-term well-being of people living in Gwent.

2. About Gwent




Area 	The total area of Gwent is 158,500 hectares – approximately 7.6% of the total area of Wales.				
Population 	The estimated population of Gwent is 594,164, approximately 19% of the total population for Wales ¹				
Population density	The population density of Gwent is 3.75 persons per hectare. The population density is 1.52 people per hectare in Wales.				
Dwellings 	The dwelling count in Gwent is 275,882 approximately 18.2% of the total number of dwellings in Wales ² .				
General	For the purposes of assessing well-being, Gwent has been broken down into 22 local community areas.				
	Blaenau-Gwent Ebbw Fawr North Ebbw Fach South Ebbw Fach Sirhowy	Caerphilly Upper Rhymney Valley Mid Valleys West Caerphilly Basin Mid Valleys East Lower Islwyn	Monmouthshire Usk & Raglan Monmouth Severnside Abergavenny Chepstow & Lower Wye	Newport City Centre North West South West North East East	Torfaen Cwmbran Pontypool Blaenavon



Figure 1: Map showing the 5 Gwent local authorities.

Reproduced from Ordnance Survey with permission of the Controller of Her Majesty's Stationary Office (C) Crown copyright. Unauthorised reproduction infringes Crown copyright and may lead to prosecution/civil proceedings. LICENCE No LA 100023426 2007

Overall population	The overall population in Gwent is projected to increase by 6.2 % between 2019 and 2043, roughly similar to the Welsh average (5.2%). For Gwent this would mean 36,987 extra people ³ .
Aged 16-64	The number of people aged 16-64 living in Gwent is projected to slightly rise by 0.7% by 2043, similar to the Welsh average (-0.5%). For Gwent this would mean 2,367 extra people in this age range ⁴ .
Aged 65 and over	The number of people aged 65 and over living in Gwent is projected to increase by 31.2% between 2019 and 2043, roughly similar to the Welsh average (29%). For Gwent this could mean an extra 37,263 people in this age range ⁵ .
Aged 85 and over	The number of people aged 85 and over living in Gwent is projected to increase by 74% between 2019 and 2043, slightly higher to the Welsh average (69.5%). For Gwent this could mean an extra 10,615 people in this age range ⁶ .

Understanding how the population might change in the future can help us think about key well-being challenges and opportunities such as an aging population.

The number of older people in Gwent is expected to rise in the next 20 years.

There are many benefits from people living longer including the positive contribution they can make to family and the wider community. We want our older people to be as healthy as possible for as long as possible.

An aging population could mean higher demand for social care and health services in the future. An aging population will require housing that meets their needs.

3. Social Well-being

The assessment highlights the inequalities that exist in our communities around health, housing and education and that these are often interconnected; housing quality can impact on health and poor health can impact on educational performance and people’s ability to find or sustain employment.

Children and young people need to have the best start in life is clear and we know that much of the inequality and poor life circumstances experienced in our communities is preventable or its impact can be reduced.

We also know that the most disadvantaged in our communities are more likely to experience some of the negative impacts of a changing climate –whilst milder winters will help to reduce fuel poverty, we know that much of our housing stock is harder and more expensive to heat in cold weather or cool in hot weather.

Increased rainfall also increases the risk of flooding. People who are more disadvantaged are less likely to have insurance, making it harder for them to repair their homes.

3.1 Deprivation

WIMD identifies areas with the highest concentrations of several different types of deprivation. The index provides evidence about the most deprived areas of Wales and ranks all small areas in Wales from 1 (most deprived) to 1,909 (least deprived).

WIMD is currently made up of eight separate domains (or types) of deprivation. Each domain is compiled from a range of different indicators⁷. The domains included in WIMD 2019 are:

- **Income**
- **Education**
- **Community Safety**
- **Employment**
- **Access to Services**
- **Physical Environment**
- **Health**
- **Housing**

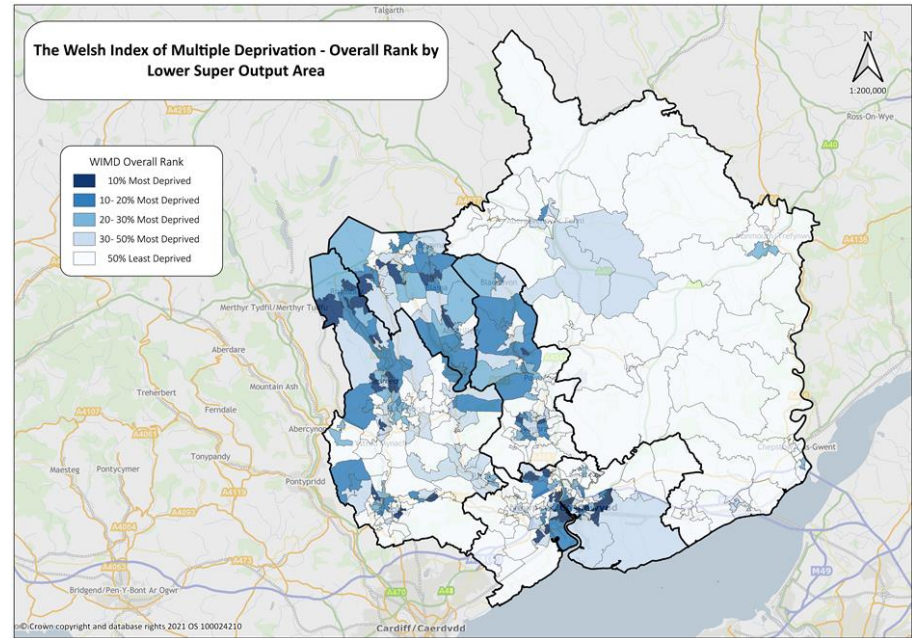


Figure 2: Gwent local authorities in highest overall WIMD deprivation ranking

The thematic map shows more overall deprivation in the valley communities as well as surrounding the town and city centres. Alongside these areas of deprivation are areas of significantly less deprivation, which make the differences starker.

Overall deprivation	The number of LSOAs in the top 20% most deprived overall in Wales per local authority ⁸ .		
	Area	Number	%
	Blaenau Gwent	21	45
	Caerphilly	26	24
	Monmouthshire	1	2
	Newport	33	35
	Torfaen	19	32

27% of the Lower Super Output Areas in Gwent are within the top 20% most overall deprived in Wales. Blaenau Gwent has the highest proportion in Gwent (45%) and Monmouthshire has the lowest (2%). St. James 3 in Caerphilly is the most deprived LSOA in Gwent and is ranked 3rd most deprived in Wales.

3.2 Housing

A home is a vital part of people’s lives – it affects their health, their quality of life and the opportunities available to them. Decent homes are essential for well-being along with being able to afford to heat their homes, especially during the cold winter months.

Housing is also central to our communities and it drives the demand for local services, shops and facilities and can attract investment. Without a settled home people may have difficulties accessing employment, education, training and health services.

All development, including housing, has an impact on the environment and needs to progress in a way that is sensitive to local areas, limits energy consumption and embraces a sustainable approach to planning and design.

The WIMD housing domain is constructed of indicators which include people in over-crowded households, likelihood of poor-quality housing, likelihood of housing containing serious hazards and likelihood of housing being in disrepair⁹.

The thematic map shows the most housing deprivation is clustered around Newport city centre which has 12 LSOAs in the top 10% deprived in Wales, with the highest being Victoria 3 (10th most deprived in Wales). Elsewhere the pattern of housing deprivation across Gwent looks quite spread out, but noticeable in much of Monmouthshire where other categories of deprivation are generally low. This might be due to people being asset rich and income poor.

This may also be due to a lack of suitable housing to move or downsize to.

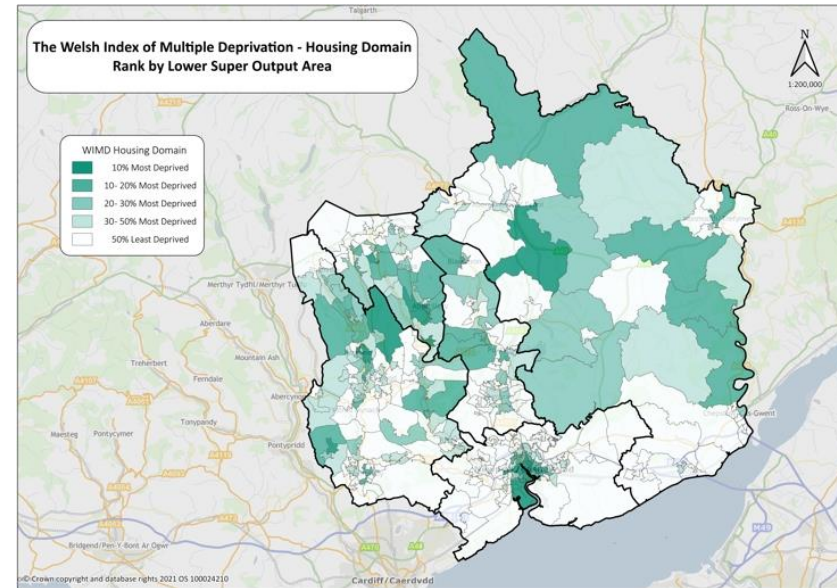


Figure 3: Gwent local authorities in highest housing WIMD deprivation ranking

Housing deprivation	Number of LSOAs in the top 20% most deprived for housing in Wales per local authority ¹⁰ .		
	Area	Number	%
	Blaenau Gwent	13	28
	Caerphilly	14	13
	Monmouthshire	6	11
	Newport	24	25
	Torfaen	8	13

Blaenau Gwent has the highest proportion of most deprived (28%) in Gwent and Monmouthshire has the lowest (11%). Victoria 3 in Newport is the most deprived LSOA in Gwent and is ranked 10th most deprived in Wales.

For many low-income households, purchasing a house is unaffordable. Single applicants would have to spend 7.6 times their salary in Monmouthshire and 3.8 times in Blaenau Gwent.

Average cost of property



The average cost of a property across Gwent during 2020¹¹.

Area	Average sold price
Blaenau Gwent	£109,498
Caerphilly	£159,854
Monmouthshire	£312,219
Newport	£211,593
Torfaen	£180,052

Average annual gross pay



Average annual pay across Gwent during 2020¹².

Area	Average annual pay gross	House price to income ratio
Blaenau Gwent	£28,531	3.8
Caerphilly	£31,550	5.1
Monmouthshire	£41,285	7.6
Newport	£32,187	6.6
Torfaen	£33,405	5.4

Given house prices, having enough social housing is increasingly important, especially for low-income households.

The latest Wales Government data shows the following amounts of affordable housing that was constructed in 2019-20, and the numbers planned for 2020-21.¹³

Additional affordable housing	2019-20 Delivered	2020-21 Planned
Caerphilly	126	86
Blaenau Gwent	12	138
Torfaen	141	74
Monmouthshire	113	165
Newport	239	232

Figure 5: Table showing Additional affordable housing by area¹⁴

Low-income households can spend a disproportionate amount of their income on heating their homes. People living in poorly insulated and/or poorly heated homes may also have high energy costs. We know that there are high levels of fuel poverty in many areas across Gwent, something that is being exacerbated by rising energy costs, and in particular the large increases that have been seen in 2021.

	All Households	No. of Households in fuel poverty	% of households in fuel poverty
Caerphilly	77,000	7,000	9%
Blaenau Gwent	31,000	3,000	11%
Torfaen	40,000	3,000	8%
Monmouthshire	39,000	4,000	10%
Newport	63,000	6,000	9%

Figure 5: Households in Fuel Poverty by local authority, 2018¹⁵

The UK climate risk assessment identifies risks to health and well-being from high temperatures. It also highlights that the level of risk to current and future homes in Wales is unknown ¹⁶.

Climate change is also expected to increase the frequency, severity and extent of flooding¹⁷. Flooding events can significantly impact homes, businesses, key infrastructure and whole communities. **59%** of properties (home and businesses) in flood warning areas in Gwent are signed up to NRW's flood warning service¹⁸. This service provides warning messages by phone, email or text message to properties at risk of flooding.

The number of single person households is predicted to rise by over 30% in the next 20 years impacting on the need for housing. Despite this, there is likely to be less suitable land available for development as flood plains and other lower lying land becomes increasingly prone to flooding.¹⁹

Future Gwent needs housing that is resilient to a changing climate. We will also need more housing stock that is suitable for an aging population and changing household structures.

Although much of our housing stock has poor thermal efficiency and will be challenging to retrofit, there will also economic opportunities related to decarbonising the region's housing.

A recent study carried out for Gwent identified that wind has the potential to generate sufficient electricity to power over 300,000 homes and that ground mounted solar could potentially generate enough electricity to power the equivalent of over 4 million homes²⁰.

3.3 Health

Poor health can impact the people in our communities – their educational attainment, family life, and ability to access and sustain decent employment. We also know that housing, education, employment, income, community safety and environmental factors can all impact people’s mental and physical health.

The WIMD health domain is constructed from indicators which include GP-recorded chronic conditions, limiting long-term illness (LLTI), premature death, GP-recorded mental health, cancer incidence and low birthweight babies²¹.

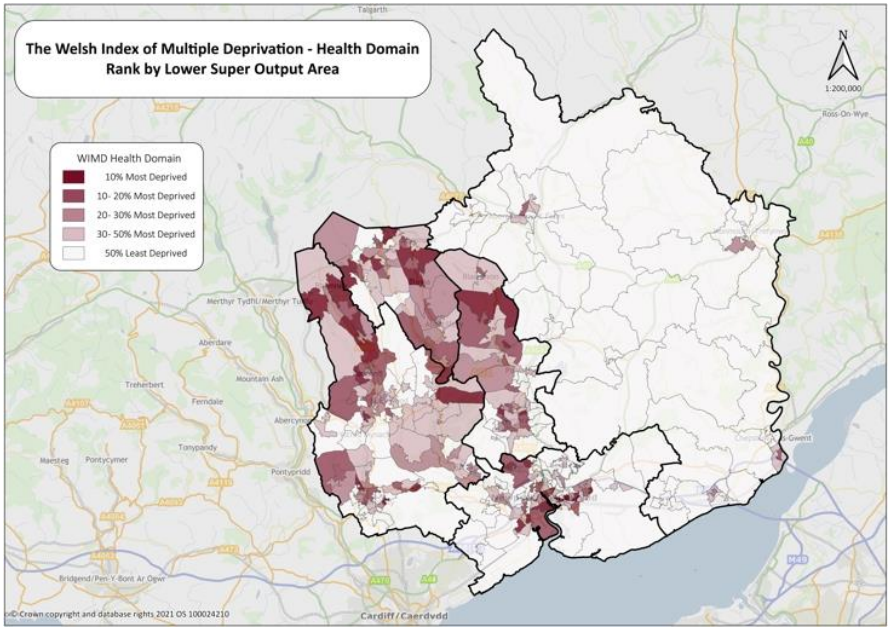


Figure 4: Gwent local authorities in highest health WIMD deprivation ranking

The thematic map shows that **significant health inequalities** exist in Gwent and there are pockets of communities across Gwent that health deprivation is in the top 10% most deprived. These are cluster mainly in Newport, Torfaen, Caerphilly and Blaenau Gwent.

Health deprivation	The number of LSOAs in the top 20% most deprived for health in Wales per local authority ²² .		
	Area	Number	%
	Blaenau Gwent	17	36
	Caerphilly	27	25
	Monmouthshire	2	4
	Newport	25	26
	Torfaen	18	30

Blaenau Gwent has the highest proportion of LSOAs that are most deprived for health (36%) in Gwent and Monmouthshire has the lowest (4%). St. James 3 in Caerphilly is the most deprived LSOA in Gwent and is ranked 7th most deprived in Wales²³.

Blaenau Gwent has the highest proportion of residents with limiting long-term illness (27.7 per 100 population) compared to Wales (22.7). However, local authority level statistics can mask localised pockets of higher concern with the highest LSOA in Gwent being St. James 3 in Caerphilly with a rate of 40.7, nearly doubling the Wales rate.

Blaenau Gwent is also the local authority with the highest premature death rate (before age 75) across Gwent, being 467.1 per 100,000

population, compared to Wales (382.4). Again, when looking at smaller geographies, the highest LSOA is Pillgwenlly 4 in Newport with a rate of 1006.0, more than doubling the Wales rate.

Healthy life expectancy data shows a level of health inequality throughout our communities. On a Gwent wide basis, this ranges from the lowest in Blaenau Gwent, being 55.9 years for males and 57.0 years for females, to the highest in Monmouthshire, being 66.4 years for males and 66.1 years for females²⁴. This is a gap of 10.5 years for males and 9.1 years for females – again showing the inequality that exists across Gwent.

We don't yet know what the long-term impact of the pandemic will be on health. [Build Back Fairer: the COVID-19 Marmot Review](#) published in December 2020 looked at socio-economic and health inequalities in England and highlights that the inequalities that exist in communities contributed to the high and unequal death toll from COVID-19 in England. The report also identifies that some health inequalities have been exacerbated by the pandemic and that investment in public health will need to be increased to mitigate the impact of the pandemic on health and on health inequalities and their wider determinants. The report concludes that much that can be done to improve the quality of people's lives with the right long-term policies, that health inequalities can be reduced²⁵.

3.4 Community safety

Community safety, how much crime, disorder and anti-social behaviour affect us and our communities, is an important issue for us all. It's not just about solving crimes, but also about looking at what can be done to prevent these activities happening altogether.

The WIMD community safety domain is constructed from indicators which include criminal damage, violent crime, anti-social behaviour, burglary, theft and fire incidences²⁶.

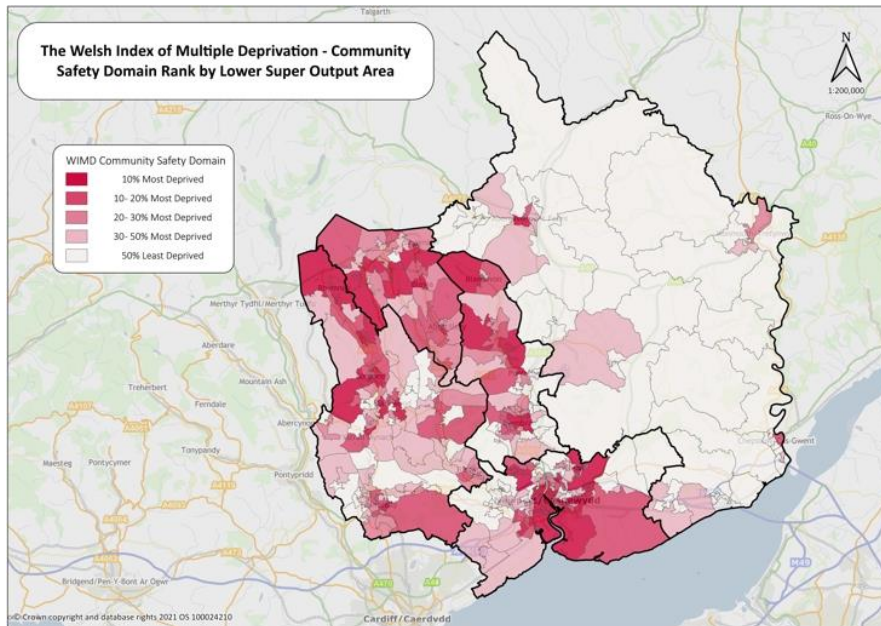
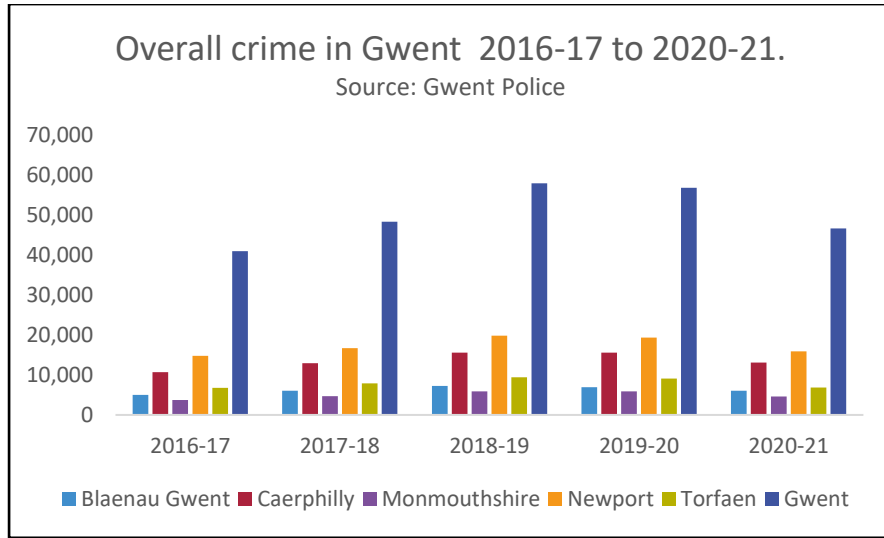


Figure 5: Gwent local authorities in highest community safety WIMD deprivation ranking

Community safety deprivation	The number of LSOAs in the top 20% most deprived for community safety in Wales per local authority ²⁷ .		
	Area	Number	%
	Blaenau Gwent	25	53
	Caerphilly	33	30
	Monmouthshire	3	5
	Newport	45	47
	Torfaen	23	38

Blaenau Gwent has the highest proportion of LSOA in the top 20% most deprived for community safety (53%) and Monmouthshire has the lowest (5%). Stow Hill 3 LSOA in Newport is the 2nd most deprived in the whole of Wales in terms of community safety, with the highest factors being criminal damage (7.64 per 100 people), anti-social behaviour (16.68 per 100 people) and theft (3.7 per 100 people).

Overall crime levels in Gwent, and each of the constituent local authorities, increased between 2016 and 2019, before decreasing in the following two years (2019-20 and 2020-21)²⁸ which may in part be due to the restrictions in place as a result of the Coronavirus pandemic.



3.5 Education

A good education can play a key role in enabling young people to take full advantage of the opportunities available to them and to achieve their potential.

The WIMD education domain is constructed of indicators which include the average point score for foundation phase, key stage 2 and key stage 4, absenteeism, key stage 4 leavers entering higher education and adults aged 25-64 with no qualifications²⁹.

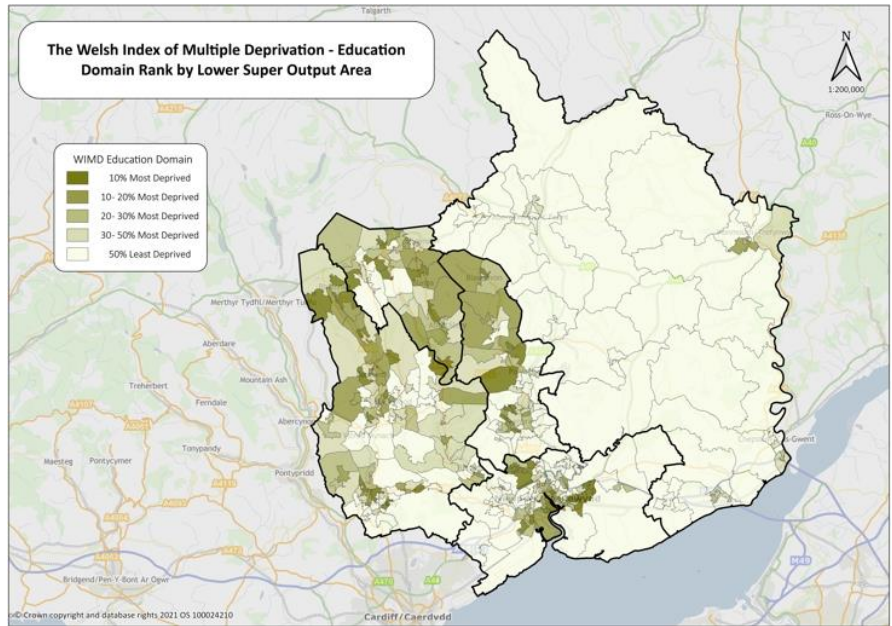


Figure 6: Gwent local authorities in highest education WIMD deprivation ranking

The thematic map shows that there are noticeable variations in attainment and qualification levels between areas in Gwent. Similarly, there are differences in attainment between less and more disadvantaged groups of children.

Education deprivation	The number of LSOAs in the top 20% most deprived for education in Wales per local authority ³⁰ .		
	Blaenau Gwent	18	38
	Caerphilly	31	28
	Monmouthshire	1	2
	Newport	28	29
Torfaen	17	28	

Blaenau Gwent has the highest proportion of LSOAs that are in the top 20% most deprived for education (38%) and Monmouthshire has the lowest (2%). Ringland 4 LSOA in Newport is the 6th most deprived in Wales with key stage 4 average point score of 80 for core subjects being the highest factor. Rogerstone 1 LSOA in Newport is the least deprived with a score of 145³¹.

There are families living in Gwent who are finding it hard to pay for the basics of life. Access to a good meal can improve health and support learning.

Free school meals	24.8% of pupils of compulsory school age in Gwent are eligible for free school meals ³² .
--------------------------	---

Free School Meal (FSM) data tells us that there are an increasing number of pupils eligible for FSM in all areas of Gwent.

School can be the first opportunity for young people to learn the skills to get on well with people from different backgrounds and to be active citizens.

Ethnicity	11.8% pupils aged 5 or over in Gwent are from an ethnic minority background ³³ .
------------------	--

Coronavirus has had a disruptive effect on education. School attendance has been affected and led to periods of remote learning for pupils. We don't yet know what the long-term impact on learning will be.

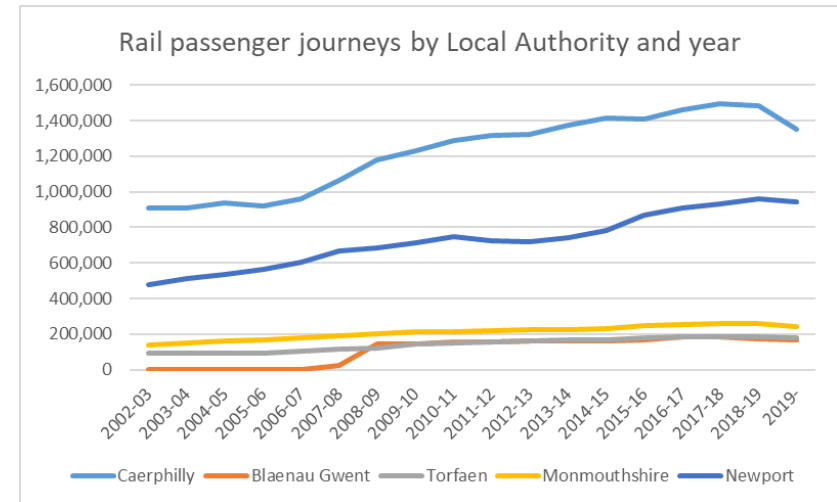
We need to make sure that young people are well prepared for the employment sectors of the future. There are also certain everyday things that will always be needed and so will need skilled people able to work in them.

3.6 Transport

Good transport links are critical to the local economy, enabling the goods, services, and raw materials that we all rely on to be available where and when we need them. Being able to move around easily plays an important role in people’s everyday lives, getting children to school, people to work as well as connecting friends and family. It also enables people to access the countryside for recreation, to visit historic and cultural attractions, and to access sports and leisure facilities, helping people to stay healthy and active. This ability to travel is very important for reducing loneliness and isolation.

We know that active travel like walking, cycling and scooting can improve people’s health and help an ageing population stay healthier for longer, as well as reducing pollution. However, the rural nature of parts of Gwent can make this difficult. New technology like electric bikes may make active travel viable to more people in the future.

Access to public transport varies greatly across Gwent. Caerphilly is well served with train stations into Cardiff and Newport has a main station, whereas there are fewer connections in Monmouthshire, Blaenau Gwent and Torfaen, which is reflected in the number of rail journeys taken³⁴. Public transport costs are also increasing more rapidly than inflation, meaning that it is becoming more expensive. However, the alternative of car ownership is not affordable for many people.



Good transport links are critical to the local economy, enabling the goods, services, and raw materials that we all rely on to be available where and when we need them. Being able to move around easily plays an important role in people’s everyday lives, getting children to school, people to work as well as connecting friends and family. It also enables people to access the countryside for recreation, to visit historic and cultural attractions, and to access sports and leisure facilities, helping people to stay healthy and active.

We know that active travel can help support an aging population stay healthier for longer and that access to and affordability of transport is an issue for parts of our communities.

It is hoped that plans for the South Wales Metro and work being carried out by Cardiff Capital Region will make public transport faster, more frequent and joined up, and provide a better alternative to the car.

In most areas of Gwent, traffic levels have increased, especially in Monmouthshire and Newport, and this has an impact on air quality across Gwent, with several Air Quality Management Areas as a result of traffic pollution along busy roads and motorways. Many of our current transport modes are having a negative impact on our environment and people's health, changing our climate, increasing pollution and we will need to look at different ways of meeting our travel needs, such as active travel and electric and hydrogen vehicles.

When looking at how easy it is to travel to places, the WIMD data shows that 39% of Monmouthshire LSOAs are in the top 20% for access to services in Wales, compared with only 5% for Torfaen and Caerphilly. This means that it takes much longer for people living in rural areas in Monmouthshire to travel to services such as doctors, shops or leisure centres using public transport.

Because Gwent is close to urban centres such as Cardiff, Swansea and Bristol, as well as Hereford, Gloucester and the Midlands, there are large numbers of people who commute outside the county where they live. More people commute into Newport, whereas more people commute out of Blaenau Gwent, Caerphilly and Torfaen.

Area	Number	%
Blaenau Gwent	8	17
Caerphilly	5	5
Monmouthshire	22	39
Newport	8	8
Torfaen	3	5

The Covid 19 lockdown meant that many people worked from home and commuting has reduced. This has had environmental benefits, so in future organisations may consider saving money on office space by allowing more home working. For this to be effective, it will be important for there to be adequate digital infrastructure across the region. It will also be important for local authorities to use the planning system to make sure that services and employment sites are based locally, to reduce the need for long journeys.

In addition, we have seen how extreme weather events have disrupted our transport systems and so future approaches will need to be resilient to a changing climate.

3 Economic well-being

Having decent, well paid and regular work gives people enough money to do the things they enjoy. However, many people are on low pay and don't always work enough hours to meet their basic needs, leading to in-work poverty.

Although overall rates of unemployment and workless households have reduced since 2011, there are still high levels of income and employment deprivation and this coupled with an increasing cost of living is impacting on the well-being of some people in our communities.

The WIMD income domain is constructed from people living in income deprivation.

Blaenau Gwent has the highest proportion of LSOAs that are in the top 20% for income deprivation (36%) and Monmouthshire has the lowest (4%). St. James 3 LSOA in Caerphilly is the 8th most deprived in Wales with 47% of people in receipt of income-related benefits and tax credits.

Income deprivation	The number of LSOAs in the top 20% most deprived for income in Wales per local authority ³⁶ .		
	Blaenau Gwent	17	36
	Caerphilly	27	25
	Monmouthshire	2	4
	Newport	31	33
	Torfaen	14	23

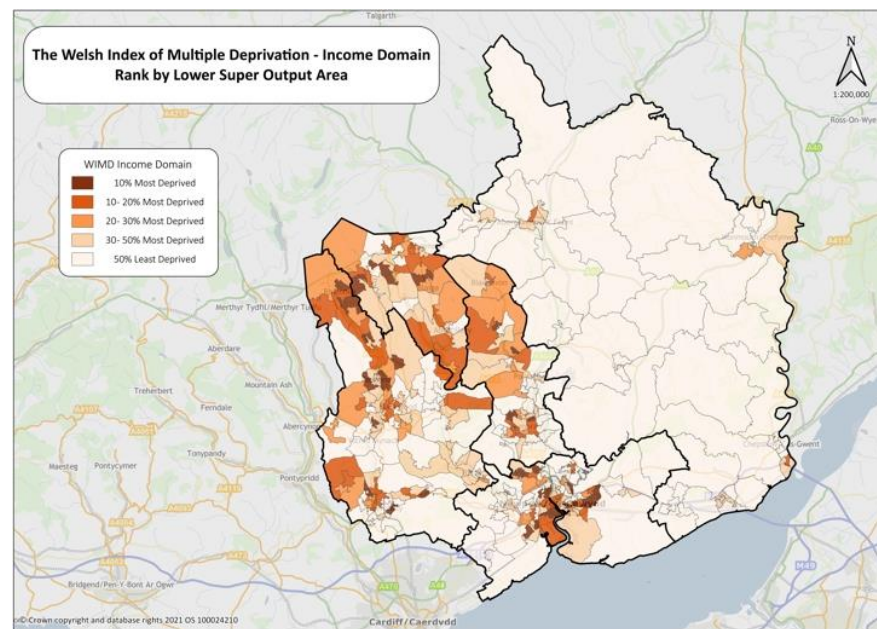


Figure 7: Gwent local authorities in highest income WIMD deprivation ranking

The WIMD employment domain is constructed from working-age people with employment deprivation.

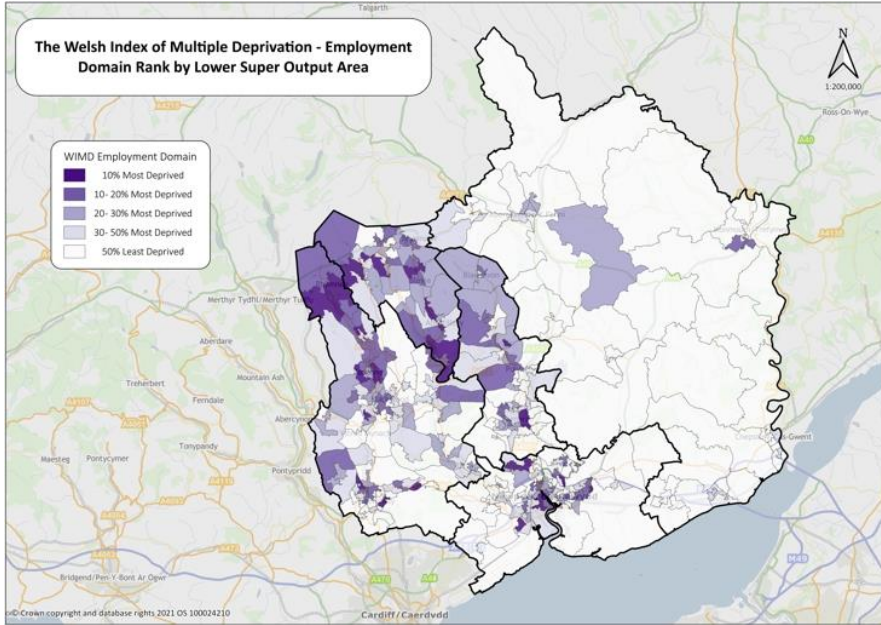


Figure 8: Gwent local authorities in highest employment WIMD deprivation ranking

Blaenau Gwent has the highest proportion of LSOA that are in the top 20% for employment deprivation (49%) and Monmouthshire has the lowest (2%). St. James 3 LSOA in Caerphilly is the 4th most deprived in Wales with 34% of working-age people in receipt of employment-related benefits.

Employment deprivation	The number of LSOAs in the top 20% most deprived for employment in Wales per local authority ³⁷ .		
	Blaenau Gwent	23	49
	Caerphilly	32	29
	Monmouthshire	1	2
	Newport	24	25
	Torfaen	13	22

Cost and availability of **childcare** can be a barrier to working parents being able to work.

Childcare sufficiency assessments tell us that:

- The **cost** of childcare is a **barrier** for many families across Gwent
- **More flexible** opening times/wrap-around childcare arrangements are needed to assist parents on irregular shift patterns.
- Both these factors are contributing to **increased** economic inactivity.

Each local authority area has its own economic strengths that contribute to Gwent’s diverse economy.

We don't yet know the long-term impact of pandemic on the economy. We do know that Covid-19 resulted in many jobs being furloughed jobs and reduction in tourism and retail activity.

Industry of employment	The largest industries of employment in Gwent are manufacturing (15%), health (14.8%) and retail (10.1%), education (7.4%), accommodation and food services (7.2%), agriculture, forestry and fisheries (6.8%), and business administration and support services (6.6%) ³⁸ .
-------------------------------	---

The Cardiff City Region has identified priority sectors that will be important for the region's economy over the next 10-20 years, and these will be important to future Gwent's prosperity.

Gwent is in a good position to take advantage of the emerging sectors that will play an important part in future economic prosperity.

We need to make sure that people living in Gwent have the right skills to support the industries of the future.

Future Gwent will also need to be resilient to the changing climate including extreme weather events, and to shocks in global markets. Developing local supply chains and local energy production will help with this, and has the potential provide local, decent employment

including for those who may find it difficult to find suitable work currently.

The UK Climate Risk Assessment identifies risks to business sites from flooding and risks associated with the loss of coastal locations and infrastructure³⁹. Water scarcity, and reduced employee productivity due to high temperatures and infrastructure disruption have also been identified as risks⁴⁰. Water shortages could be problematic for those businesses that are reliant on this resource for production processes – such as the food sector.

More local energy generation and more efficient processes would give protection from rises to wholesale energy costs.

5. Environmental well-being

As well as several sites of national and international significance, Gwent is made up of a number of distinctive landscape areas, all of which contribute to the iconic natural environment.

Natural resources are our life-support systems, so it is vitally important that they are in good condition.

Alongside providing for our essential needs including food, clean water, fuel, aggregate and timber, there are less obvious ways natural resources contribute to well-being, including by helping to regulate carbon by locking it away, providing flood protection by managing water in the landscape and supporting our capacity to adapt to climate change

Covid-19 has also reminded many of us of the health benefits of having access to good quality and accessible greenspace close to home. Many jobs and training opportunities are also linked to the environment. 6.8% of Gwent’s employment base is agriculture, forestry and fisheries.

The assessment tells us that the health of the natural world in Gwent is under threat. Stocks of natural resources are being used unsustainably and resilience is declining in line with global trends.

<p>Biodiversity loss</p>	<p>An assessment in 2020, looking at the condition of species and habitat at key sites in Gwent found that for approximately 45% of the features on these sites (compared to a national figure of 49%), an estimated 29% are ‘favourable’ and around 71% ‘unfavourable’. This information suggests that our habitats and species are under increasing pressure across the region⁴¹.</p>
---------------------------------	--

The Assessment provides more in-depth analysis into the status of Gwent’s broad habitats. Condition assessments show **native woodlands** in Gwent to be ‘unfavourable’, **Grassland** connectivity and condition to be poor and the condition of our **Mountain, Moor, and Heathland** to be less than favorable. The majority of our **rivers** are poor or moderate status and the health of our best rivers towards the East of the county are registering significant failure rates for phosphorus levels with Salmon stocks in decline. Similarly, the Severn **Estuaries** special status is also under threat with predicted extreme impacts of climate change likely for our coastal habitats.

Species loss	The recently published Gwent State of Nature Report (GSoN) has analysed up to 120,000 species records to provide more detailed information on the fate of our species in Gwent. The lowland and upland farmland bird indicators show declines of 45% and 30% respectively, largely in accordance with UK and Welsh patterns of decline.
---------------------	---

Competing demands on land are causing habitat loss and fragmentation. We are always going to need land for housing, and employment purposes, but we need to get better at making decisions which ensure that our future generations are both free from environmental risks and able to benefit from sustainably managed natural resources.

Climate change, lack of management, over-use, invasive species, pollution, landscape crime and antisocial behaviour are also threatening Gwent's natural resources.

Climate Change	The Intergovernmental Panel on Climate Change (IPCC) report (2018) indicates that global warming in excess of 1.5°C above pre-industrial levels will undermine life-support systems for humanity. It is predicted that if the world warms by 2°C, one in twenty of all species will be threatened with extinction
-----------------------	---

Gwent, like many other places in Wales is likely to experience an increase in rainfall, river flow and intensity of extreme weather events. This is projected to lead to an increase in the likelihood of flooding of infrastructure, businesses, and homes. It will not be possible to prevent all flooding; there is therefore a need to use a range of approaches to not only reduce the risk where possible, but to adapt our communities and infrastructure to be prepared for severe weather events and rising sea levels.

Flood Risk	In Gwent, 14,014 residential properties are at risk of tidal flooding. 12,539 residential properties are at risk of fluvial (river) flooding. 22,382 residential properties are at risk of surface water flooding ⁴²
-------------------	---


Annual temperatures in Wales are expected to rise and more extreme heatwave events causing impacts on people's health and well-being are likely to become more prevalent as a result. Iconic landscapes and cultural heritage assets could also be more vulnerable to wildfire exposure in future.

There is a major challenge to reduce agriculture's negative impact on the environment while simultaneously maintaining food production for a growing population. Leaving the European Union could have a significant future impact on land management in Gwent and while trade deals and policy creation is being looked at nationally, more can be done to reduce the impact of future changes at the local level such as increasing local food supply chains and networks. Future climate projections indicate that drought risk will have a significant

impact on the quality of agricultural land and our ability to produce food in the future.

Food	Farmed land represents 65% of the area of Gwent ⁴³ . There were an estimated 2,084 active farms in 2018, covering 105,199ha ⁴⁴ , giving an average farm size of 50ha. Grassland accounts for 78% of this, and arable and horticulture is just 13%. There are also 6,654ha of woodland within farms
-------------	--

Ecological footprint refers to the amount of productive land and sea that is required to support all the resources we use in our daily lives. If the rest of the world lived as we do in Wales then we would need 3.3 planets to support us all⁴⁵. The numbers are similar for Gwent.


Ecological footprint 	Ecological footprint per person (global hectares) by local authority ⁴⁶ .	
	Blaenau Gwent	3.1
	Caerphilly	3.1
	Monmouthshire	3.4
	Newport	3.2
	Torfaen	3.1

We need to get to one planet living so that we don't use the resources that future generations will need to support themselves. To do this we will need to look at our food, energy and transport systems - many our current approaches are also causing the climate to change.

Consumption patterns are also having a negative impact on the global environment and we need to use resources efficiently and proportionately. Reducing and reusing waste is one way to reduce our consumption of resources and provide positive benefits to people and nature.

Gwent recorded recycling rates at or above the Welsh average figure in 2019. However, we will need to move to a circular economy model, where waste is prevented from being generated in the first place and things are used for as long as possible, if we are to achieve zero waste and one planet living.

How we travel is having a negative impact on our environment and people's health, changing our climate, increasing pollution and we will need to look at different ways of meeting our travel needs.

Air quality 	In Gwent there are 2 Air Quality Management Areas in Caerphilly, 2 in Monmouthshire and 11 in Newport, all declared because of nitrogen dioxide levels as a result of traffic pollution along busy roads and motorways ⁴⁷ .
---	---

Housing makes a significant contribution to emissions, specifically in relation to the requirement to heat space and water using fossil fuels

Achieving the energy system transformation alone would create new jobs and livelihoods for the people of Gwent. Meeting decarbonisation targets can also lead to improvements in the quality of life for communities which suffer from the adverse impacts of poor air quality.

We need to get to one planet living so that we don't use the resources that future generations will need to support themselves. To do this we will need to look at our **food, energy and transport** systems – many of our current approaches are also causing the climate to change. We need to explore new approaches which promote the health and prosperity of nature rather than putting pressure on our natural world. By protecting and enhancing Gwent's natural resources in this way we will leave a positive legacy for future generations.

6 Cultural Well-being

Gwent has a rich and diverse cultural heritage incorporating highlights such as the Blaenavon World Heritage Site, Abergavenny Food Festival and a section of Wales’ famous coastal path. It is home to Roman forts, castles and stately homes and a Ryder Cup golf course.

Cultural interests can bring people of different ages together. We know that the inequalities that exist in some of our communities can make it hard for people to get involved in cultural activities with affordability and access particular problems.

Apart from Newport, which is the most multi-cultural of the local authority areas, the region has little ethnic diversity. This lack of ethnic diversity could make it more difficult for people to understand each other’s cultures and beliefs, as there are far fewer opportunities to interact with people from diverse backgrounds.

Welsh Speakers	The percentage of people aged 3+ across Gwent that can speak Welsh continues to be below the Welsh average in all five local authorities ⁴⁸ .
-----------------------	--

Increasing the number of Welsh speakers across the region will also positively contribute to people’s sense of place and well-being.

Covid-19 restrictions have had a significant impact on the sports, cultural and tourist sectors and the people who work in them.

The economic contribution of tourism in Gwent reduced considerably during 2020 to £297m (70% decrease on 2019), whilst the total number of FTE jobs supported by direct tourism spend reduced by 52% on 2019⁴⁹.

The creative economy, has been identified by Cardiff Capital Region, as having an role to play in the prosperity of the regional economy going forward ⁵⁰ and has the potential to increase the economic contribution provided by the cultural sector, however, this is likely to take several years.

Gwent needs to make sure that it has the right skills and employment base to benefit from potential opportunities related to the creative economy sector, there may also be opportunities for business diversification or new start-ups.

Volunteering can be an opportunity to meet new people and an opportunity to learn new skills.

An aging population in Gwent may mean that there are more people able to support their communities through volunteering.

The highest levels of volunteering in Gwent are in Monmouthshire and the lowest in Bleanau-Gwent. Volunteering rates may be linked to available time and financial freedom to volunteer.

Gwent's iconic natural environment is an important part of the cultural and tourism offer. The UK Climate Risk assessment identifies risks to the natural environment and heritage from extreme weather and wildfire events⁵². This could impact on the distinct local landscape and heritage assets and their ability to contribute to our shared cultural history and to the cultural economy.

There may also be future economic opportunities related to tourism and outdoor sports and leisure activity due to warmer temperatures associated with a changing climate.

Volunteering

% of people who volunteer by local authority⁵¹.

	2016	2019
Blaenau Gwent	23.17	18.68
Caerphilly	23.19	23.65
Monmouthshire	36.10	32.34
Newport	26.52	24.40
Torfaen	28.86	23.16

-
- ¹ ONS mid-2019 population estimates
- ² Gwent Authorities dwelling data. GeoPlace 2021
- ³ Local authority 2018-based population projections, Welsh Government
- ⁴ Local authority 2018-based population projections, Welsh Government
- ⁵ Local authority 2018-based population projections, Welsh Government
- ⁶ Local authority 2018-based population projections, Welsh Government
- ⁷ Welsh Index of Multiple Deprivation (WIMD) 2019. Results report. Welsh Government.
- ⁸ WIMD 2019, Welsh Government
- ⁹ Welsh Index of Multiple Deprivation (WIMD) 2019. Results report. Welsh Government.
- ¹⁰ WIMD 2019, Welsh Government
- ¹¹ Land Registry. 2020.
- ¹² Average survey of hours and earnings (ASHE), ONS, 2020
- ¹³ <https://statswales.gov.wales/Catalogue/Housing/Affordable-Housing/Provision/additionalaffordablehousingprovision-by-location-year>
- ¹⁴ <https://statswales.gov.wales/Catalogue/Housing/Affordable-Housing/Provision/additionalaffordablehousingprovision-by-location-year>
- ¹⁵ Welsh Housing Conditions Survey (WHCS) 2017-18: Local area Fuel Poverty estimates modelling and results summary <https://gov.wales/local-area-fuel-poverty-estimates-april-2017-march-2018>
- ¹⁶ UK Climate Change Risk Assessment 2017: Evidence Report. Summary for Wales.
- ¹⁷ UK Climate Change Risk Assessment 2017, Synthesis report: priorities for the next five years. Committee on Climate Change.
- ¹⁸ NRW 2021.
- ¹⁹ Welsh Government Future Trends Report 2017
- ²⁰ Renewable and Low Carbon Energy Assessment Regional Summary. Carbon Trust, December 2020
- ²¹ Welsh Index of Multiple Deprivation (WIMD) 2019. Results report. Welsh Government.
- ²² WIMD 2019, Welsh Government.
- ²³ WIMD 2019, Welsh Government.
- ²⁴ Public Health Wales Observatory, 2021
- ²⁵ Michael Marmot, Jessica Allen, Peter Goldblatt, Eleanor Herd, Joana Morrison (2020). Build Back Fairer: The COVID-19 Marmot Review. The Pandemic, Socioeconomic and Health Inequalities in England. London: Institute of Health Equity
- ²⁶ Welsh Index of Multiple Deprivation (WIMD) 2019. Results report. Welsh Government.
- ²⁷ WIMD 2019, Welsh Government
- ²⁸ Safer Gwent Strategic Assessment. Gwent Police.
- ²⁹ Welsh Index of Multiple Deprivation (WIMD) 2019. Results report. Welsh Government.
- ³⁰ WIMD 2019, Welsh Government
- ³¹ WIMD 2019, Welsh Government
- ³² PLASC 2020/21, <https://statswales.gov.wales/Catalogue/Education-and-Skills/Schools-and-Teachers/Schools-Census/Pupil-Level-Annual-School-Census/Provision-of-Meals-and-Milk/pupilsaged5to15eligibleforfreeschoolmeals-by-localauthorityregion-year>
- ³³ PLASC 2020/21, <https://statswales.gov.wales/Catalogue/Education-and-Skills/Schools-and-Teachers/Schools-Census/Pupil-Level-Annual-School-Census/Ethnicity-National-Identity-and-Language/pupilsaged5andover-by-localauthorityregion-ethnicity>
- ³⁴ <https://statswales.gov.wales/Catalogue/Transport/rail/rail-transport/railpassengerjourneys-by-localauthority-year>
- ³⁵ WIMD 2019, Welsh Government.
- ³⁶ WIMD 2019, Welsh Government.
- ³⁷ WIMD 2019, Welsh Government.

³⁸ Employment by industry type, aged 16-64, 2019. Nomis Business Register & Employment Survey.

³⁹ UK Climate Change Risk Assessment 2017: Evidence Report. Summary for Wales.

⁴⁰ UK Climate Change Risk Assessment 2017: Evidence Report. Summary for Wales.

⁴¹ Protected Sites Baseline Assessment in 2020, NRW

⁴² Note: These values should not be combined to give a total as some properties will be at risk from more than 1 flood source

⁴³ Statistics for Wales & Welsh Government (2019), Agricultural Small Area Statistics (2002-2018), Welsh Government Accessed here:
<https://gov.wales/agricultural-small-area-statistics-2002-2018>

⁴⁴ Statistics for Wales & Welsh Government (2019), Agricultural Small Area Statistics (2002-2018), Welsh Government Accessed here:
<https://gov.wales/agricultural-small-area-statistics-2002-2018>

⁴⁵ Ecological and Carbon Footprints of Wales - Update to 2011, Stockholm Environment Institute and GHD, July 2015

⁴⁶ Ecological and Carbon Footprints of Wales - Update to 2011, Stockholm Environment Institute and GHD, July 2015

⁴⁷ <https://airquality.gov.wales/laqm/air-quality-management-areas>

⁴⁸ Census 2011

⁴⁹ GTS (UK) Ltd STEAM data, November 2021

⁵⁰ [Cardiff Capital Region Industrial and Economic Plan](#)

⁵¹ National Survey for Wales

⁵² UK Climate Change Risk Assessment 2017: Evidence Report. Summary for Wales.

This page is intentionally left blank

	Nov	Dec	Jan	Feb	March	April	May
Consultation draft completed	■	■					
Mature consultation draft sign off by PSB (7 th)		■					
Formal consultation		■	■	■			
Expert/officer test data analysis		■	■	■			
Scrutiny			■	■	■		
Collate/assess consultation responses			■	■	■		
Amend in light of consultation				■	■	■	
PSB sign off (10 th)					■		
Proofing/translation/design						■	■
Publish Assessment of Well-being - 5 th May							■

This page is intentionally left blank



PARTNERSHIPS SCRUTINY COMMITTEE – 27TH JANUARY 2022

**SUBJECT: CAERPHILLY PUBLIC SERVICES BOARD ANNUAL
REPORT 2020-2021**

**REPORT BY: CORPORATE DIRECTOR – EDUCATION AND CORPORATE
SERVICES**

1. PURPOSE OF REPORT

1.1 To inform Members of the annual report of the residual Caerphilly Public Services Board (PSB) covering activity under the 'Caerphilly We Want Well-being Plan 2018-2023' from October 2020 to September 2021. Partnerships Scrutiny Committee are a statutory recipient of the report. The report was agreed virtually by the residual PSB in November 2020.

2. SUMMARY

2.1 The PSB's annual report runs for the time period October 2020 until September 2021. It reflects progress on the enablers and action areas under the current well-being plan over that 12-month period. It includes progress against the new pandemic recovery areas agreed by the PSB in early 2021; 'Caerphilly Cares', and 'Jobs Growth and Employability Support'.

2.2 The Caerphilly PSB agreed, at its dissolution, to act as a residual body and to continue to drive and monitor progress against the current well-being plan until it is superseded in May 2023 by the new Gwent well-being plan.

2.3 The pandemic has affected reporting timescales as a consequence of partners being diverted to the response. The cycle should run from July to July each year but there has been an acknowledgement from Welsh Government of the difficult circumstances that partners are working under, particularly in Aneurin Bevan University Health Board and Public Health Wales. Consequently, reports have been slightly delayed for this and the previous reporting period.

3. RECOMMENDATIONS

3.1 That Members note the contents of the report made by the Caerphilly PSB on its progress.

4. REASONS FOR THE RECOMMENDATIONS

- 4.1 The allow Partnerships Scrutiny Committee to fulfil its functions under Section 35 of the legislation.

5. THE REPORT

- 5.1 The precise nature of this part of the report will vary from one issue to another and according to the background info which needs to be provided. The section should set out what options are available to the decision maker and why the option recommended for approval has been chosen.

5.2 Conclusion

Despite the continuation of the pandemic the appended report shows that significant progress continues to be made under the current well-being plan.

6. ASSUMPTIONS

- 6.1 There are no assumptions made in this report.

7. SUMMARY OF INTEGRATED IMPACT ASSESSMENT

- 7.1 This report sets out the progress made against the Caerphilly We Want well-being plan 2018-2023. It covers activity from October 2020 to September 2021. This time period is outside that allowed by the legislation. In acknowledgement of the impact of the pandemic the agreement of Welsh Government was given for a late submission reflecting the 12 months from October 2020.

- 7.2 The work of the Caerphilly Public Services Board is consistent with the five ways of working as set out in the sustainable development principle in the Act, since it allows Partnerships Scrutiny Committee to consider how the actions of the Public Services Board are:

- Long Term – Balancing short-term needs with the needs to safeguard the ability to also meet long-term needs
- Prevention - Acting to prevent problems occurring or getting worse to help public bodies meet their objectives
- Integration – Considering how the well-being objectives may impact upon each of the well-being goals, or on the objectives of other public bodies
- Collaboration – Acting in collaboration with any other person that could help the board to meet its well-being objectives
- Involvement – Involving people with an interest in achieving the well-being goals, and ensuring that those people reflect the diversity of the area which the body serves.

8. FINANCIAL IMPLICATIONS

- 8.1 There are no financial implications in this report.

9. PERSONNEL IMPLICATIONS

9.1 There are no personnel implications in this report.

10. CONSULTATIONS

10.1 This report has been sent to all consultees listed below and all comments received are reflected in this report.

11. STATUTORY POWER

11.1 Section 35 and 45 of the Well-being of Future Generations (Wales) Act 2015.

Author: Kathryn Peters, Corporate Policy Manager, peterk@caerphilly.gov.uk

Consultees: Councillor Philippa Marsden, Leader of the Council and Chair of the PSB
Christina Harray, Chief Executive
Councillor Gez Kirby, Chair of Partnerships Scrutiny Committee
Councillor Brenda Miles, Vice Chair of Partnerships Scrutiny Committee
Richard Edmunds, Corporate Director, Education and Corporate Services
Sue Richards, Head of Education Planning and Strategy
Stephen Harris, Head of Financial Services and Section 151 Officer
Rob Tranter, Head of legal Services and Monitoring Officer



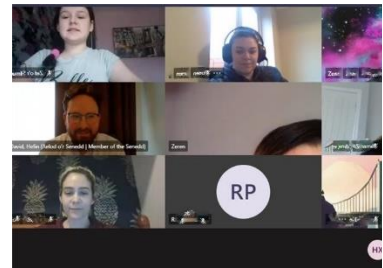
Background Papers: None

Appendices:

Appendix 1 Caerphilly Public Services Board Annual Report 2020/2021

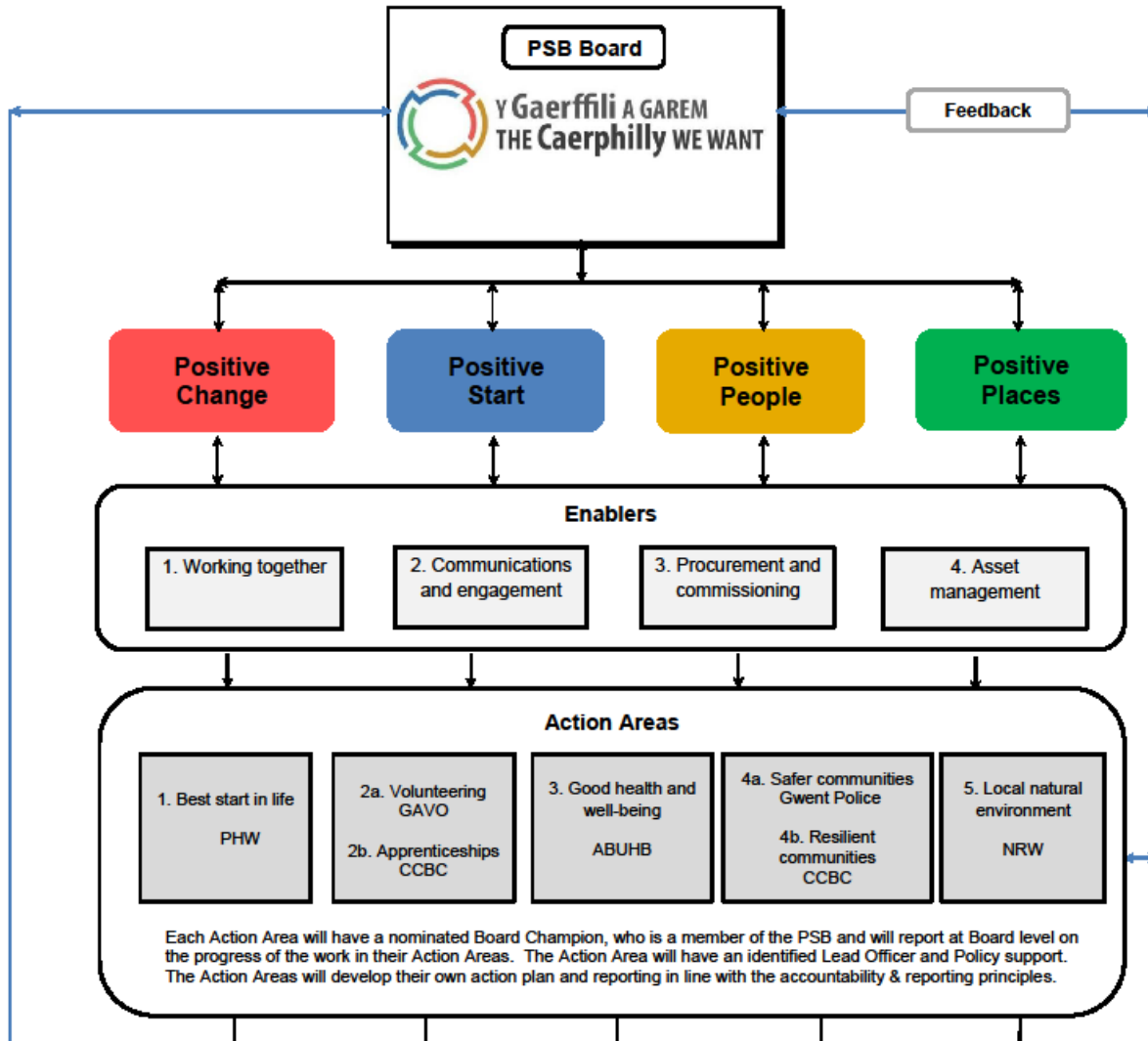
This page is intentionally left blank

Caerphilly Public Services Board Annual Report 2020/21



The 'Caerphilly We Want' Well-being Plan

The Well-being Plan sets four overarching Objectives (the four Positives) – Positive Change, Positive Start, Positive People and Positive Places. This framework sets out how the work to achieve these Objectives (the Plan) was structured, managed and monitored. These are supported and underpinned by four Enablers and this is illustrated in the diagram below:



The Plan was originally made up of six Action Areas, but as we implemented the Plan, we concluded that additional needs required the addition of a new Action Area, and therefore the "Caerphilly Cares" Action Area has been included this year. This Annual Report is structured to reflect these Action Areas and Enablers as set out below - you can click on the relevant heading and go straight to the individual section of the report in detail if you choose.

Main Contents

[Introduction from the Chair of the Caerphilly Public Services Board](#)

Action Areas

[Action Area 1 – Best start in life](#)

[Action Area 2a – Volunteering](#)

[Action Area 2b – Job growth and employability support \(formerly titled Apprenticeships\)](#)

[Action Area 3 – Good health and well-being](#)

[Action Area 4a – Safer communities](#)

[Action Area 4b – Resilient communities](#)

[Action Area 5 – Protect and enhance the local natural environment](#)

[Action Area 6 – Caerphilly Cares](#) – a new Action Area added in 2021

Enablers

[Enabler 1 – Communications and engagement](#)

[Enabler 2 – Procurement](#)

[Enabler 3 – Asset management](#)

We have also given separate updates on the following two areas which are crosscutting across several of the main Activity Areas:

[Youth services](#)

[Welsh language and culture](#)

And finally

[Looking to the future](#)

[Measuring our progress](#)

[Contact us](#)

Introduction from the Chair of the Caerphilly Public Services Board, Councillor Philippa Marsden

Welcome to the Annual Report from the Caerphilly Public Services Board (PSB) for 2020/21, highlighting progress made against the 'Caerphilly We Want' Well-being Plan 2018-2023. This year's report covers the period from 1st October 2020 to 30th September 2021 as last year's report was delayed due to responding to the Covid-19 pandemic. The report provides great examples of how all partners of the Caerphilly PSB have continued to respond to the challenges that have come our way, in what has been a very difficult year for us all.

The Caerphilly Public Services Board dissolved this year, in favour of the merging with our partners to form a Gwent PSB. This followed an Audit Wales report into the effectiveness of PSBs, which recommended (amongst other things) that PSBs develop flexible models of working such as merging. The five separate PSBs in Gwent had already collaborated on a number of regional projects, for example, the provision of electric vehicle charging points and a review of public sector building assets. Merging provides a more simplified and streamlined model and closer alignment with other existing regional boards, such as the Regional Partnership Board and Safeguarding Boards.

Although the Caerphilly PSB has dissolved as part of the creation of a Gwent PSB, the current Well-being Plan still has nearly two years left to run. Local Delivery Groups within each local authority area in Gwent are being set up to ensure the continued delivery of the existing Well-Being Plans, and to contribute to the well-being objectives for Gwent. The Caerphilly Board Champions from the former PSB are committed to supporting the delivery of the Action Areas in the current Well-being Plan, in order to support collaborative activity, to agree performance reports and to support the local authority scrutiny process until 2023. Performance updates will continue to be added to the Caerphilly PSB website until the end of the current Well-being Plan.

The Well-being of Future Generations Act places a duty on PSBs to produce a local Assessment of Well-being every five years. Because of the plans to merge, the five PSBs in the Gwent region have been undertaking the next assessment process in collaboration, producing a single assessment for the whole of Gwent, with local assessments for communities in each local authority area. The next Plan will be on a Gwent wide basis, with plans for the local areas included, and will be published by 5th May 2023.

I have been privileged to have chaired the Caerphilly PSB, working with highly skilled and dedicated people from public and voluntary services across Caerphilly county borough. I would like to thank the Board for the help and support over that period, and I look forward to continuing as the Chair of the Gwent PSB for the next 2 years, ably assisted by staff at Caerphilly CBC, who have also taken on the role of coordinating the Gwent PSB activities for the first two years.

Action Area 1 - Best start in life

During the last 18 months we have responded to the Covid-19 pandemic which, while presenting various challenges, has also created numerous opportunities.

The Early Years Integration Transformation Programme work – developing and testing our early years antenatal to 7 years model – has taken a huge step forward in Caerphilly county borough and has been embraced as a new way of working by all partners.

During the summer of 2020, Families First and Flying Start were due to recommission all projects for delivery from April 2021. The Best Start in Life programme gave us a different perspective on what services should be commissioned and pushed us towards developing a single system delivery model. Jointly funded projects for universal language development schemes were awarded to GAVO, and community forum and peer group support funding was awarded to The Parent Network.

Families told us that they wanted a simplified system where they only had to tell their story once, with people responding to their needs, rather than offering a menu of potential solutions from different providers. The Early Years Hub has been developed with the team, who have “What Matters” conversations to help understand the needs of the families and the root causes needing to be addressed. They then coordinate the requests for support and arrange for the worker to contact the family to offer bespoke support.

In September 2021, we looked at how we can co-locate Flying Start and generic health visiting teams with local authority teams in integrated hubs across the county borough. Although this is still early in development, it is proving to be a positive way forward to improve communication, share information and skills, helping build relationships and move toward the aim of providing better support for families.

The families have responded well and although the county borough wide model is only 6 months old, already the feedback is very positive. There are many requests for support from families, with the team currently working with 920 children in early intervention, plus all the children accessing childcare or other more universally funded support.

Feedback quotes from families

“We have learnt so many strategies now on understanding our child’s needs and how to deal with his behaviours. The support we have received has been invaluable to making our home life much better and now there is less friction as we all use the same strategies and parenting approaches. Life is much happier, and our son is making progress in school as the school also understands his needs” – Parent of child who transitioned to school. Social Communication Needs Advisor

“Mum did not have a routine in place, so we worked out routine that would help her get into daily routine. After two days she rang me to say it was going well and has made her life easier, and the children were listening more and going to bed earlier” – Family Support

"I just want to say thank you for the support you've given me. I don't think I would be where I am today without it. I feel more like me again" – Family Support

"Thank you for everything you're doing you do know your helping me get one step closer to the kids and that means the world. You've given me loads to think about and take in as they grow up. When I've done the last course now, I can do that assessment and know fully where I went wrong and hopefully get them back one day" – Bespoke support in Safeguarding situation

"This is the best thing I've ever done. Thank you so much for offering this to me. It's made me cry, made me laugh but also made me realise I'm a good parent and I have an excellent relationship with my child" – Video Interactive Guidance

"X has loved receiving the nursery rhyme packs. He is singing all the time, even when he is in bed, I can hear him on the baby monitor. S loves singing and sings all the time. She has started singing more nursery rhymes since having the packs" – Early Language support

"I have found K and her colleagues invaluable in supporting me and my family. K has always been approachable and non-judgmental. She has earned my trust after previous experiences of people in 'authority' immediately judging and threatening my family with referrals if we did not do what they wanted us to do. This had made my wary of opening up and seeking the help I needed. K has supported me through difficult times and helped me get the help we needed without forcing it on me".

"The Solihull and PNP courses that are offered are fantastic in providing an opportunity to learn about how children develop and how to be a better parent. They also helped me see that I was not alone and helped me find a support network of other parents. The STEPS course is helping me change my long-entrenched thinking and to recognise the impact negative self-talk has on me and those around me."

"Though the face to face support and groups had to stop once the pandemic hit, K continued to support us as best as she could. I always knew that she was just a text away if I needed advice or support. The virtual party she organised for the babies' second birthdays was a great way to get us back together and re-engaged with the support that was available."

"The support offered by this team has been a godsend and I don't think we would be doing as well as we are without it."



01 -Mum and baby enjoying support from BSIL project

[Return to main contents page](#)

Action Area 2a - Volunteering

The Volunteering Action Area continues to be a key focus in our well-being agenda for the county borough, as it has significant impacts on each of the four Well-being Objectives. Positive volunteering continues to provide volunteers with benefits ranging from gaining new skills, boosting career prospects, a sense of achievement and enjoying better physical and mental health. And during the Covid-19 pandemic, volunteering opportunities have greatly increased the scope to connect people with their communities.

The Volunteering Action Plan now incorporates the Caerphilly Cares Model and linked into this, the partnership between Caerphilly County Borough Council (CCBC) and Gwent Association of Voluntary Organisations (GAVO). GAVO has jointly employed a Volunteer Coordinator with the council through the Buddy Scheme initiative, looking at the recruitment of volunteers from within the CCBC staff pool and externally, to provide support for vulnerable and isolated people in the county borough.

The Volunteering Wales platform has also been key in supporting the recruitment of volunteers throughout the pandemic for PSB partners as well as Covid -19 related activities including Ffrind i Mi, Prescription Riders, The Parish Trust and Risca CV19 (CVUK).

A key priority has been to communicate the understanding of key policy changes, and GAVO has been instrumental in liaising with Welsh Government and the Wales Council for Voluntary Organisations (WCVA) on these changes, updating and communicating them to voluntary organisations when needed.

Following the merger of the PSBs in Gwent into a single regional PSB, the passion to continue the volunteering movement with the Action Area will remain at the forefront of PSB partners thoughts throughout the next year.

The following are examples of some of the initiatives that have taken place via the voluntary sector in the county borough over the last year.

Quotes from volunteers at Taraggan Educational Gardens

“Stephen – I am 37 years of age and have attended the Taraggan Educational Gardens for the past 7 years. I enjoy my experiences and meeting new people and interacting socially with them. I maintain the raised beds and today have planted carrots. I love it.”

Phil is 66 years of age and has attended the project for the past 4 years. *“In January I became a pensioner, I get bored in the house, so I now attend 3 days a week. This stimulates my mind and keeps me moving.”*

Julie is 50 years of age – Platform placement. “Amazing how my experiences have lifted my spirits personally, it has changed my life completely, as prior to this engagement I felt down and depressed. I enjoy the giving and sharing and becoming a team leader, I have also overcome my fear of bees and now manage the beehives.”



02 - Volunteers at Tarragon Educational Gardens



03 Volunteers at Tarragon Educational Gardens



04 - Caerphilly Volunteering Team




05 - St Gwladys Church Hall - Community Cupboard project helpers



06 - St Gwladys Church Hall - Community Cupboard project – clothes for sale



07 - St Gwladys Church Hall - Community Cupboard project helpers



08 - Liberty Cares Supported Living Resident



09 - Eva @ RecRock Breakout Festival



10 - Blackwood Youth (Cash4U Mural Project)/Friends of Cefn Forest Ecopark



11 - Blackwood Youth (Cash4U Mural Project)/Friends of Cefn Forest Ecopark



12- Video of the full Cefn Forest Ecopark Mural



13 - Groundwork Wales - polytunnel as it was when returning from lockdown



14 – Groundwork Wales polytunnel after restoration work



15 – Groundwork Wales – example of waste removed from river

[Return to main contents page](#)

Action Area 2b - Jobs growth and employability support (formerly titled Apprenticeships)

Employability support

Employment support has seen a significant resurgence, particularly in the last 6 months, as the economy has continued to reopen and participants have begun to re-engage in greater numbers. There have been ongoing challenges, including ongoing restrictions on face-to-face training and limitations on public transport. However, we have seen a return to face-to-face support for the most vulnerable customers.

The pandemic has further highlighted the barriers to employment faced by specific demographics, most notably those with disabilities or work limiting health conditions. However, changing working conditions such as increased home working has also led to a greater potential for better accessibility and flexibility across many sectors. As such, the employment support programmes have placed a greater focus on supporting participants with a disability or work limiting health condition into employment. This led to the introduction of disability champions within the teams, together with additional emphasis on identifying accessible opportunities with employers as part of the ongoing business liaison process.

Engagement remained predominantly via remote means, including social media and the development of an employment podcast. Whilst these methods have continued to yield success, it is nevertheless apparent that there remains a hard-to-reach section of our local communities who can only be engaged through more intensive community activity. Through the summer months, the teams were able to return slowly to more face-to-face methods of engagement and attendance at specific events. Engagement plans moving forward are now expected to include further increased levels of in person work within communities.

Within the reporting period, employment support programmes based within the county borough have supported hundreds of people into employment and training.

Business liaison

Business liaison remains an integral part of the success of this Action Area, including the development of several key relationships and pathways, as employers continued to expand following the restrictions of the previous year. The pandemic presented key challenges for employers in certain sectors, such as labour shortages within the hospitality sector. We are working to address these via innovative solutions, such as developing enhanced pathway training or encouraging employers to consider options for shared employee transport where poor public transport options due to unsociable hours present a clear barrier.

The pandemic has led to a noticeable shift in job seekers' expectations towards positions which offer greater flexibility around the demands of family life. Business liaison staff have worked hard to balance this with the needs of employers. For example, teams have worked with Transcend Packaging to trial varying shift patterns to align more effectively with family

schedules, resulting in us supporting them to fill several shifts. A digital case study showing some of the work with Transcend Packaging can be viewed on the following link:

<https://www.youtube.com/watch?v=-obXn6Bv3Sk>

Staff across PSB member organisations, including CCBC and Coleg y Cymoedd, have been working with employers to develop specific training pathways for local jobseekers, enabling them to develop the skills to meet recruitment needs. Over the last 6 months, pathways have been developed for the contact centre and hospitality sectors, resulting in significant successes in participants progressing into employment. Business liaison teams have also been working closely with the Council's Procurement Team, to build employment support and social value considerations into procurement forward work plans, linking the work of both teams to produce the best possible outcomes for contractors, CCBC and local job seekers.

Workforce growth

Alongside the work outlined above to grow local jobs, PSB partners have been working to develop additional career entry routes, such as paid placements and apprenticeships. Not only do these opportunities provide individuals with access to careers at varying entry levels, but they enable employers to plan for the future needs of their organisation by growing their workforce internally. Within CCBC, the Caerphilly Academy remains a key part of this process, providing a co-ordinated gateway for placements, aided by a dedicated mentor who is able to support individuals on placement to maximise the success of each opportunity. The Academy is preparing to support 9 apprentices within the authority and is planning the rollout of paid placements in the coming months.

Another major focus of the PSB has been the ongoing rollout of the Department for Work and Pensions' (DWP) Kickstart scheme, which provides 6-month paid employment placements for young people. A variety of organisations have committed to hosting placements, including CCBC, which will host 10 placements. The authority has also committed £500k to develop internal apprenticeships, in line with workforce development needs.



16 - Community Regeneration Employment Support Teams



17 - Community Regeneration engagement event



18 – Transcend Packaging case study

[Return to main contents page](#)

Action Area 3 – Good health and well-being

People in the most deprived areas of Wales live more years in poor health compared with those who live in the least deprived areas. In Caerphilly county borough between 2010 and 2014, the healthy life expectancy was more than 13 years longer for males living in the least deprived areas, compared to those living in areas with higher levels of deprivation, and over 14 years longer for females. These inequalities are having a profound effect, with more of the adult population living in poor health, which has a direct impact upon their quality of life. The pandemic has highlighted the impact these inequalities are having on our population's health and again emphasised the need for healthy lifestyles.

We know that preventing ill health across the population is generally more effective at reducing health inequalities than clinical interventions. A key enabler for all health interventions is a whole system approach to improve the populations' health and well-being. A whole systems approach aligns services and resources and encourages delivery based on shared outcomes, which are developed with services and residents.

Our collaborative approach, with an emphasis on prevention and public health, will help address the current future health, social and economic challenges for residents in Caerphilly county borough. We are incorporating integrated approaches that create the conditions that make it easier for people to adopt healthier lifestyles. The development of integrated community-based services will lead to improved well-being for the citizens of the county borough and help reduce the demand for costly secondary care health services.

The pandemic has accelerated the way in which all partners work collaboratively to meet the needs of the local population. The well-being of our workforce is also an area of particular focus, and the ongoing demands of responding to the pandemic is continuing to have an effect, so the ways in which we can continue to support them is a high priority.

The impact of lockdowns and social distancing requirements has meant that services have been unable to operate in the usual way and routine services have a workload backlog that needs recovering. We are planning to start to improve the position, with additional investment being made and initiatives undertaken in key areas. Additional services have been commissioned to provide extra capacity in direct response to the pandemic. The additional services provide an opportunity to focus on a well-being centred economy which is regenerative, collaborative, and recognises that real well-being depends on creating a world where all can prosper and flourish.

Pre-pandemic it was acknowledged that the demand for healthcare is growing because of many factors, such as an ageing population and patients living longer with more complex needs, which intensifies the challenges faced by services. These facts and the impact of Covid-19 in the medium and longer term will require the NHS, social care providers, the local authority and our third sector partners to work more collaboratively on a local footing.

Our Neighbourhood Care Network and Integrated Well-being Network provide the ideal opportunities to achieve this.

The examples below show some of the highlights from the last year:

- The MELO project was launched in January 2021. MELO is a Gwent-wide website to support residents, and their loved ones, to improve their well-being. [Here](#) is a link to the website. In addition, a Gwent wide workforce training programme, which offers free training at different skill levels, will be rolled out. The training will be offered at three different levels based on need, and aims to increase the workforces' confidence and competence to have everyday conversations about mental health and well-being.
- We are currently working collaboratively with the Caerphilly 50+ Forum and discussing progress in developing Age Friendly Communities in Wales. We are working with the Older People's Commissioner for Wales to develop further links across the county borough.
- The Integrated Well-being Networks (IWN) delivered the Nature/Green well-being pilot with surgeries and providers over a 12-week period. This is now being evaluated in conjunction with the Valleys Regional Park, with the results anticipated by the end of October. We also delivered a webinar through Public Health Wales and have been in discussions with Welsh Government on the pilot.
- We are assessing the CWTSH creative well-being network, which provides the facility for virtual activities to help people in the county borough to combat loneliness. Additionally, we are looking at the possibilities for using a similar approach to socially prescribe creative activities.
- The uptake of the Covid-19 vaccine, and the work and training around vaccine hesitancy, suggests success and collaborative working.
- Bargoed was recognised as a dementia friendly community, and following its success we have begun work on making Risca a dementia friendly community.
- GPs can now use "Attend Anywhere" - a secure NHS video call service for patients with pre-arranged appointment times, allowing them to have face-to-face consultations with patients. This facility complements the ability to carry out telephone triage appointments, where patients do not have the ability to communicate via electronic means.

[Return to main contents page](#)

Action Area 4a – Safer communities

Over the last year the Safer Caerphilly partners have worked together to maintain existing projects and develop new initiatives to tackle crime and anti-social behaviour within the Caerphilly county borough area. Throughout the Covid-19 pandemic, partners have excelled in adapting to new ways of working in a rapidly changing environment, whilst ensuring that our communities continue to be supported throughout these unprecedented times.

In addition to existing services and partnership processes, work has been enhanced through a number of new developments, which include the following projects:

- The Police have formed a new Problem-solving Team, which will focus on reducing the crime and anti-social behaviour (ASB) demand drivers and will also concentrate on crime prevention and engagement within the communities. They will work closely with the Police Neighbourhood Teams, the Partnership Hub and the Council's Community Safety Team.
- We have successfully bid for £300,000 to fund our Safer Streets project in the Rhymney area. The project is underway – we have purchased CCTV column equipment which should be installed by the end of October. We have also carried out home surveys and subsequently invested in appropriate security measures, such as door and window locks and doorbell CCTV units. Foot patrols are taking place jointly with the local Neighbourhood Police Team and Community Safety Wardens, and additional engagement activities are being planned for the latter part of Autumn with other key agencies in the affected areas.
- A public consultation was carried out to renew and vary the Public Space Protection Orders (PSPOs) across the county borough that relate to ASB and drinking alcohol in public places.
- The Safer Caerphilly Community Safety Partnership has carried out a 6-week consultation on the continuation, variation and introduction of new PSPOs. The consultation was carried out via Microsoft Forms online and publicised across the county borough using social media, leaflets and posters. A proposal report is being written and will be submitted to the Council's Scrutiny Committee followed by Cabinet for approval, before being implemented.
- 'Prevent' training continues to be delivered to frontline staff, including a number of specific sessions for school staff. The regional Contest Board and Prevent Training and Delivery Group continue to meet regularly to ensure all statutory duties are met. The Prevent Group also continues to oversee the regional Prevent action plan and works with partners to ensure implementation of key objectives. The Caerphilly Protective Security and Preparedness Group is now well established, and continues to meet regularly and work on the development of a risk assessment for public accessible locations within the county borough.



19 - Safer Caerphilly Community Partners at train station



20 – Council Community Safety Officers at GP Surgery



21 – Police Community Safety Officers and Council Community Safety Wardens working in partnership – out and about



22 – Community Safety Partners and the Gwent Police and Crime Commissioner– at Blackwood event space

[Return to main contents page](#)

Action Area 4b - Resilient communities

The place in which we live has a huge part to play in individual personal perceptions of well-being. Having attractive, well-used and connected communities with easy access to the natural environment, affordable and sustainable housing, local job opportunities and low crime levels, will help to support community resilience.

Housing

The Council is working with Pobl to redevelop the former Civic Offices in Pontllanfraith to provide much needed local homes for local people. Referred to as Chartist Gardens, the scheme is proposed to be an exemplar garden suburb development incorporating sound placemaking features (including best practice for sustainable drainage systems), integrated and well-designed open space and formal children's play, comprehensive landscaping, active travel and high-quality housing within a parkland setting. The development will provide up to 125 new homes with a mixed tenure. The Council are also working with Pobl and United Welsh to redevelop the former Windsor Colliery site in Abertridwr, whilst Caerphilly Homes are currently in the process of identifying publicly owned land for future housing development throughout the county borough, and a number of sites are in the process of being assessed to determine their suitability.

Town centres

Town centres throughout the UK are facing a series of significant challenges to their economic viability post Covid-19. The pandemic saw an overnight change in how people used town centres. Shoppers' spending and travel habits changed, and whilst demand for public services increased, many people took advantage of online platforms to access these. Most town centres were already having to adapt to a significant period of change before the pandemic, as they have done in the past, reflecting societal changes over decades. But rarely has such drastic change happened in a short period of time, as restrictions were imposed on movement and business operations nationwide.

Our business community had to adapt fast, and local and national government support had to be rolled out quickly and tailored accordingly. Welsh Government and Council officers administered over £61m of grant support in the county borough, to help businesses survive the crisis. Besides the many challenges faced, the restrictions also created opportunities for many businesses that adapted their operating model to reflect changing habits, and as restrictions eased, businesses that adapted quickly have benefitted from increased footfall, as people choose to stay local for shopping, work and leisure.

High street modifications – new parklets

A series of modifications have been made to many of our town centres to help businesses during the Covid -19 restrictions (including the introduction of parklets), to help businesses trade outdoors. Parklets are outside seating areas for cafes etc. to enable outdoor hospitality to resume in light of the pandemic. In addition, business grants have provided much needed financial support to help transition to the new way of working. The Council is also working with

several property owners to bring town centre premises back into beneficial use, with Welsh Government funding support.

The focus now is to provide support and action to enable our towns to recover, whilst continuing to support the Well-being Objectives set out in the Well-being Plan 2018-2023. An economic recovery framework has been prepared to deliver on this strategic objective.

Visit Caerphilly and the Valleys Regional Park

Work continues with partners to develop the three regionally significant Valleys Regional Parks: Discovery Gateways at Caerphilly Castle, Cwmcarn Forest and Parc Penallta. The aim of the Valleys Regional Park is to unlock and maximise the potential of the natural and associated cultural heritage of the Valleys, to generate social, economic and environmental benefits.

Following significant investment from Natural Resource Wales (NRW), Cwmcarn reopened the Forest Drive in June 2021, after it closed in 2014 to allow for the felling of 150,000 trees affected by the disease *Phytophthora Ramorum*. The Drive incorporates seven car parks to allow visitors to take in the panoramic views of the surrounding countryside, three new adventure playgrounds for children to enjoy, together with sensory tunnels, a woodland sculpture trail and several all-ability trails.

In addition to the significant investment at Cwmcarn, the Council is working with Cadw on a £5m Caerphilly Castle Investment Programme, which will transform the castle into a world-class heritage attraction. The plans include improved visitor facilities in a new reception building at the entrance, refurbishment of the current shop, and access improvements to paths throughout the castle, to ensure visitors of all abilities can enjoy the site. Central to the project is a £1million overhaul of site interpretation, including new state-of-the-art digital techniques, presenting the stories of the people who built and lived in Caerphilly Castle. The plans also include proposals to re-dress the Great Hall, the largest of its period in the country, to recreate the ambience and grandeur of its medieval heyday.

Carved from a former coal tip the third of the areas' Discovery Gateways is Parc Penallta, which is well known for being home to one of the largest figurative earth sculptures in the country - Sultan the Pit Pony. Sultan attracts visitors from far afield, whilst the High Point Observatory in the park provides panoramic views across the South Wales valleys. To add to the offer at Parc Penallta, the Council are in the process of exploring the possibility of providing a long-awaited new education hub, to complement the existing facilities in the park.

This investment in the Valleys Regional Park Discovery Gateways is crucial in ensuring these sites have the capacity to provide safe and welcoming spaces, that can be enjoyed by the local community, as well as visitors from further afield.

Providing opportunities for new companies to start up and thrive

Whitebeam Court is a joint venture partnership between the Council and Welsh Government, and is the latest phase of an ambitious sustainable mixed-use development for Ty Du, near Nelson. A major scheme to undertake the enabling highways infrastructure works, including installation of services and estate roads, was successfully completed in 2019. It has prepared the 18ha landmark site for future residential and commercial development, which will include circa 200 homes (including provision for affordable homes) with a total of 2.85ha allocated for employment use.

The development is part funded by the European Regional Development Fund through the Welsh Government and part funded by the Council. The first phase of the employment area has created a managed business park, offering five self-contained terraces of employment units that are available individually or combined. The units are of high quality, with low maintenance, set within a landscaped environment. The development has been designed to use traditional forms similar to barns and natural colours, so they harmonise with the surrounding landscape.

On site works are also now underway on an exciting new business development at the Lawns Industrial Estate in Rhymney, located just 2 miles south of the A465 Heads of the Valleys road, with excellent links to the M4 and just an hour's drive from the M50. The site (which currently hosts a number of existing units) has three new buildings of 15 individual units. Units will be available to lease from the Council and will consist of eight 50m² units, four 75m² units and three 98m² units. It is anticipated that the units will be available for occupation by the end of 2021.

Welsh construction and civil engineering company EnCon Construction Ltd have been commissioned to extend the current land in Rhymney into high quality, light industrial factory units, as part of the investment in infrastructure in the South East Wales region. This project has been made possible with funding from the Council and the European Regional Development Fund through Welsh Government, providing a much welcomed boost to the local economy and the prospects of employment for local people.



23 New adventure play area at Cwmcarn Forest



24 - Brand new glamping lodges at Cwmcarn Forest



25 - Whitebeam Court, Ty Du, Nelson



26 - High street modifications –
new parklet



27 - High street modifications – new
parklet



28 - Refurbished Cwmcarn Forest Drive –
reopened in 2021

[Return to main contents page](#)

Action Area 5 – Protect and enhance the local natural environment

As well as providing us with a wonderful and varied landscape, our natural environment helps to keep us happy, healthy and supports our economy. However, much of the biodiversity and ecosystems within our natural environment are in decline. There is a need to find more sustainable ways to manage, protect and enhance these natural assets so that we, and future generations, can continue to enjoy the important benefits provided. That is the aim of the 'Protect and Enhance the Local Natural Environment' Action Area.

Cwmcarn Forest Drive

Cwmcarn Forest Drive is a popular visitor destination located within South East Wales. Steeped in history, with stunning views of the surrounding countryside and overlooking the Severn estuary, Cwmcarn Forest Drive is a place that is treasured by local people and tourists alike. Unfortunately, in 2014 the Forest Drive was closed to public vehicles to enable the extensive felling of infected larch trees, the largest operation of its kind in Wales. Now that the felling works are complete, and following extensive community engagement, Natural Resources Wales (NRW), have since reopened the Drive to the public.

NRW commissioned an accessibility audit in order to inform the development of features within Cwmcarn Forest Drive. In addition, a focus group (made up of local people with family/friends with additional needs) was brought together to help inform the development of the Forest Drive areas. As a result, various accessible features have been implemented, including accessible paths and picnic tables, accessible toilets at four of the sites, accessible play furniture, and accessible play surfacing. Additionally, NRW have included dementia friendly braille signage for all toilets on site. NRW are endeavouring to ensure that the Forest Drive is a place that will be treasured by generations to come and enables local people to enjoy the countryside on their doorstep once more.

Climate Ready Gwent

Climate Ready Gwent is a collaborative approach to develop a shared vision for the region in relation to climate change adaptation/decarbonisation. This vision relates not just to delivering existing services, but also how a more joined-up public sector can actually deliver differently, by working together to shape a more sustainable future for Gwent.

2020-21 has been a year of expansion for Climate Ready Gwent. The network has taken advantage of the new ways of working which have emerged as a response to lockdown restrictions, by accelerating opportunities to train and collaborate on a virtual platform, adapting delivery to 100% online and producing digital content which can be re-used and accessed in a flexible way. This way of working fits the stakeholders and partners we are targeting and the ethos of the Climate Ready Gwent identity.

Climate Ready Gwent has grown in confidence as a network. Whilst our reach out to staff across the public sector has expanded significantly, we have also been able to deepen our understanding as a core network as to how Climate Ready Gwent can fit and act in what is already a very crowded collaborative space (particularly from the perspective of carbon

mitigation). The core network has begun to collaborate in a closer way, with the co-development of a place-based Gwent Carbon Literacy course as a good example.

Consulting the network themselves, to allow them to influence the Carbon Ready Gwent agenda and providing a platform for individual projects to reach out for regional guidance and support, has also contributed to strengthening the core network and its direction. As trust and understanding has grown amongst the core network, we have also been more adept at co-delivering projects at pace with network members more familiar with the skills and understanding of the wider group. This has helped us re-purpose underspent local budgets rapidly and to great effect this year.

Climate Ready Gwent has also raised its profile beyond Gwent, gaining interest from national and international organisations, which we hope will support the network in the future to further our technical understanding, particularly around climate adaptation. There have been a number of key achievements as follows:

- The five local authorities in Gwent have been awarded a share of £422,000 by the Office for Low Emission Vehicles (OLEV) to install a total of 65 fast charge points across up to 34 sites in the region.
- A report has been considered by G10 (the group of Leaders and Chief Executives of the five local authorities plus the Chairs and/or Chief Officers of the five other major public services in Gwent). The report sets out the key issues, opportunities and benefits to public bodies in creating a low carbon and sustainable 'pathway' for public sector fleets in Gwent. A regional implementation plan is being developed to take this work forward. The Council have used the results of the fleet review to develop their own implementation programme, and have created an 'Invest to Save' Fleet Review post to take this work forward.
- To ensure that the Gwent area has a complete overview of hydrogen opportunities a regional study was completed, building on work undertaken by Monmouthshire County Council. This explored the potential for hydrogen powered vehicles and infrastructure across the region, with a focus on PSB fleets.

Linking Our Landscapes

Linking Our Landscapes is about identifying local opportunities for our protected sites, natural and built environments, to contribute towards the resilience of wider priority habitat networks in the region. These opportunities for improving ecosystem resilience should support ecological connectivity between sites, across boundaries and at a landscape scale. Collaborative activity in Gwent continues to focus on adding value to local delivery. Various delivery partners have been able to contribute towards the regional vision, integrate activity and deliver specific outputs together through a number of different workstreams as follows:

- delivery partners have worked closely together to reach a consensus around what can be done collectively to address the 'nature emergency' in Gwent. This included looking

at Gwent as a collection of distinctive and interconnected geographical landscapes, and from this a series of Landscape Profiles were produced.

- The five local authorities in Gwent were awarded £1.3 million of Welsh Government funding to develop a **Resilient Greater Gwent (RGG)** regional project. The project is being led by Blaenau Gwent on behalf of the other local authorities and partners. The project aims are to enhance biodiversity and ecological networks across the region, by tackling the five main drivers of biodiversity loss, placing biodiversity at the heart of decision-making and connecting people with nature. One of the main outcomes is that the Greater Gwent State of Nature report is being produced, following focused data analysis from sources including the Landscape Profiles. The report will form part of the Area Statement evidence base and aims to produce a usable analysis of species and habitats that tell stories and can direct conservation action in South East Wales. The report provides an evidence base to inform the Gwent Nature Recovery Action Plan (2021-30) that will be produced to identify collaborative action across the region.

The 2020/21 annual update incorporates action which has taken place by partners working together to tackle the 'nature emergency' in Gwent. It includes a summary of work completed to date from NRW's South East Area Statement, as well as project updates from the Resilient Greater Gwent partnership programme. The full report will be available on the NRW website in early 2022 and highlights of delivery in 2020/21 are provided under the headings below:

- **Improved resilience** of our ecosystems across Gwent
- **Increased understanding** of the need to safeguard and enhance core habitat networks and support ecological connectivity on and between our 'best sites' across Gwent
- **Increased capacity** of organisations and individuals, ensuring that they have the tools, skills and guidance necessary to safeguard and enhance our core habitat networks across Gwent

Gwent Green Grid Partnership

The Gwent Green Grid Partnership is a new ground-breaking project that aims to improve and develop green infrastructure – a term used to describe the network of natural and semi-natural features, green spaces, rivers and lakes that intersperse and connect villages, towns and cities – as well as provide green job opportunities within the area. Green infrastructure has a crucial role to play in addressing nature, climate change and health emergencies.

Monmouthshire County Council, working with Blaenau Gwent, Caerphilly, Newport and Torfaen councils as well as NRW, Forest Research and the Severn Wye Energy Agency, leads the partnership. The organisations will work together to ensure that the areas' natural resources are healthy, resilient to pressures and threats and thereby better able to provide vital health and well-being benefits for current and future generations.

The Gwent Green Grid Partnership will bring to life the Gwent PSBs commitment to implementing the Well-being of Future Generations (Wales) Act and the Environment (Wales)

Act through improved collaboration with partners, involving local citizens and delivering across all seven well-being goals.

The project will deliver a range of well-being benefits for local communities and plans to make improvements to green spaces, urban and country parks, cycleways and public rights of way. It will facilitate better woodland management and creation, and take action to protect and enhance vital habitats for pollinators. The partnership will also explore better management of natural spaces to provide opportunities which deliver preventative health focused activity.

Linking Our Landscapes pages on NRW's website can be accessed [here](#)

[Return to main contents page](#)

Action Area 6 – Caerphilly Cares (a new Action Area added in 2021)

The Covid-19 pandemic saw residents present themselves to the Council for support, often for the very first time. It became apparent that these individuals often required multiple interventions and support from a number of different Council departments. The Caerphilly Cares team – a team of established Council staff - offer a new centralised coordination and response triage service for those county borough residents in need of support for issues such as food poverty, debt or rent arrears, isolation or loneliness.

Caerphilly Cares aims to offer the residents a single point of contact with the team, who will assist in getting to the root cause of their issue, so that they will only need to explain their situation once. The team then links up with existing services, both within the Council and with partners, including the voluntary sector and local community groups, supporting that individual through their journey with those various services from beginning to end.

The initiative is about understanding the variety of needs that an individual may encounter, and focusing on early intervention to help that individual get the support they need in a holistic, sensitive way. It is a long-term model for offering holistic support to Caerphilly county borough residents, but the Caerphilly Cares teams' initial focus will be on supporting residents in the following areas:

- Financial support – debt support, welfare benefits and maximising income
- Tackling food poverty
- Supporting individuals into employment support programmes
- Tackling isolation and loneliness
- Practical support for individuals requiring support linked to Covid-19 (such as those in receipt of buddy scheme support)
- Early intervention - such as mental health support and social prescribing
- Building on partnerships with community groups

Within the first 6 months of delivery the team received more than 400 phone calls, made 300 referrals and supported over 500 residents in meeting their individual needs.

The period has been extremely demanding, but hugely rewarding for both staff and residents of the county borough. As the demands on the service grow, our current work on the Participatory Budget will indicate the way forward for us as a local authority, and enable us to provide relevant support for our residents, both remotely and within our Community Hubs. We continue to engage with existing and new groups within our communities, and have made great progress throughout the pandemic in relation to the challenges faced.

[Return to main contents page](#)

Enabler 1 – Communications and engagement

For Communications and engagement, the focus of the work has been on two areas:

- The development of the new regional Gwent PSB
- The local Assessment of Well-being

As set out in the introduction to this report, a new Gwent PSB formed in September 2021 and a lot of engagement took place within the respective member organisations, but particularly with the Councillors who represent the communities across the county borough, to explain the new arrangement and especially, how the local work under the Action Areas described in this report will continue for the duration of ‘The Caerphilly We Want’ Well-being Plan, that continues until 2023. The existing Caerphilly PSB website will remain and will continue to host the annual report and regular updates on the areas of activity being undertaken as part of the current Well-being Plan. The former Caerphilly PSB will keep a close eye to make sure its commitments are followed through.

Alongside this we have developed a new Gwent PSB website for the region so that openness, transparency and engagement can continue. The new Gwent PSB has its own Facebook and Twitter pages and if you would like to keep up to date with what is going on, please follow them on these links:

[Link to Gwent PSB Twitter page](#)


[Link to Gwent PSB Facebook page](#)

One of the biggest pieces of work started this year is the new local Assessment of Well-being, which is a requirement of the Future Generations legislation. Partners have been working over the summer months to gather as many community views as possible on how people feel about the well-being of their communities – now and in the future. This important piece of work takes place once every five years, and the views of communities will be combined with data that tells the PSB how well-being is being secured in communities, and what they will need to work on together for the next Well-being Plan. This new Well-being Plan will run from 2023-2028 and will be a key tool for all the public bodies in the region to plan their services.

The local Assessment of Well-being will be published on the Gwent PSB website in May 2022, and the new PSB is keen to maintain an open dialogue with communities on the matters that affect and concern them. Please use the contact details on the [Gwent PSB website](#) if you have any comments to offer. The Gwent PSB would be very happy to hear from you.



29 – the new Gwent PSB logo



30 – the new Gwent PSB website



31 – Caerphilly PSB website

[Return to main contents page](#)

Enabler 2 – Procurement

The Procurement Delivery Group has continued to be actively involved on a Gwent regional basis with the progressive procurement project. Working with the Centre for Local Economic Strategies (CLES) and Welsh Government, the intention of the programme is to reset the economy of Welsh places, and advance the cause of social, economic, and environmental justice for the people of Wales. Framed as Community Wealth Building, the project strives to represent local well-being priorities for local anchor institutions in Gwent.

Community wealth building is a people-centred approach to local economic development. It reorganises local economies to be fairer, and seeks to stop wealth flowing out of our communities, towns and cities. Instead, it places control of this wealth into the hands of local people, communities, businesses and organisations. The five principles of community wealth building are: plural ownership of the economy; making financial power work for local places; fair employment and just labour markets; progressive procurement of goods and services; and socially productive use of land and property. In light of Covid-19, the work also includes a specific focus on supporting local businesses which are at risk or vulnerable due to the pandemic, and supporting the growth of local employment opportunities.

The areas of focus agreed by the Gwent region are: Food Procurement; Construction and Decarbonisation; Procurement Policy; and a Manufacturing Deep-Dive. A series of working groups have been established for each area of focus, to develop and implement delivery plans associated with the principles of community wealth building. The working groups commenced in late 2020 and have progressed throughout 2021.

[Return to main contents page](#)

Enabler 3 – Asset management

Collectively the PSB partners have a huge number of assets with opportunities for shared use and collaboration. The potential benefits include reduced costs, increased utilisation and efficiency, reduced energy usage, a reduced collective carbon footprint, better co-operation and understanding between the partners and an enhanced service to the public.

Ty Penallta and Agile Working Hubs

All Council corporate office accommodation has been reviewed and a declutter exercise rolled out in preparation for when staff return to the office and new agile working practices are introduced. The Council's corporate reviews are underway, which will inform the future use of the office accommodation and agile working requirements.

Ty Penallta has become a key site for collaboration, being used as a vaccination centre at the start of 2021. The site provided facilities to enable the Health Board to efficiently roll out their vaccination programme. This collaboration brought benefits to the local community and beyond.

The Council secured funding from Welsh Government's Valleys Taskforce programme to create two co-working hubs in the county borough. One hub is located at Ty Penallta and one at the Winding House in New Tredegar.

At Ty Penallta, a café style working environment has been created to support the new ways of working when staff are able to return to the office environment. The space will support agile working, with the provision of flexible working space with access to desk space and Wi-Fi. This ties in with the preparation of the co-working hub within the Glass Restaurant area, which will be available to employees of public sector partner organisations. The opening date of the hub is yet to be finalised but is likely to coincide with the opening of the new café facilities. When it is open, the hub will be available between 09:00 – 17:00 Monday to Friday.

The hub based in the Winding House, New Tredegar is open to the general public. The cost of hire is £10 per desk per day, but this will initially be waived for residents of the Upper Rhymney Valley. The hub offers ample parking, a dedicated high-speed internet connection and a range of refreshments from the in-house café. The hub was launched during October 2021 and is open from 9.30 – 17.30 Tuesday – Saturday.

A safeguarding hub is being created at Foxes Lane with Council, Police and Health Board staff able to access the facilities. The hub has been operational since January 2021, with Police staff already working from the building (in line with Covid-19 restrictions). The use is evolving and hub development is on-going, with other agencies due to participate. Also, assistance has been given to enable the Welsh Ambulance Service Trust (WAST) to expand

and increase their presence in the county borough, with space made available at the Tredomen Campus.

WAST currently has a crew rest room based in the Tredomen Business Centre. They would like to expand their operations in the vicinity of Ystrad Mynach/Nelson and wish to increase their welfare provision for additional crews. WAST is currently in the process of transferring their operations from Suite 1 to Suite 3 in Tredomen Business Centre – a move that will double the space available to their crews. Some alterations to the space are required and quotes for this work are in the process of being obtained, with work commissioned as soon as possible after.

The former Woolworths building located on High Street, Bargoed has been redeveloped to facilitate the relocation and development of a collaborative, multi-agency service. The building has been brought back into beneficial use and now supports the MyST project. MyST is a highly intensive, wraparound Community Adolescent Mental Health (CAMH) service which provides an alternative care package for looked after young people who would otherwise be in residential care, tier 4 psychiatric care, secure care or specialist residential schools. The recently completed Bargoed MyST project has benefited from the Integrated Care Funding, a Welsh Government initiative. This fund is making a significant contribution to the delivery of Welsh Government's 'A Healthier Wales'. The building provides:

- Appropriately located, accessible, spacious office and therapeutic base for the new Multi-disciplinary Resource Hub team and other professionals associated with the delivery of the service in the county borough
- Premises that are family friendly, accessible and enable the delivery of therapeutic support and related activities for children and young people accessing the service
- Premises that have adequate space and facilities for relevant training to be delivered within a pleasant environment that facilitates learning, on an on-going basis, which is an essential aspect of service delivery

The development of the Bargoed project has enabled MyST to move forward in the development of a regional service. The development of the second scheme in the county borough has facilitated the ability to provide exemplar facilities to host the Locality Teams and provide the onsite induction, run core fundamentals programme, continue with supervision and development of the leads in each Locality Team and be a vital resource for all the services.

There are also now great opportunities to share office space with Gwent Police. However, we will probably require a joint Memorandum of Understanding on sharing and partners using agile desks in Police station buildings will need to be security vetted. Details of the projects that Gwent Police have been busy working on are as follows:

- Refurbishing Rhymney Police Station and forming agile workstations
- Refurbishing office space in Blackwood Police Station and forming agile workstations
- Refurbishing office space in Risca and forming agile workstations
- Refurbishing Ystrad Mynach office space and Custody suite
- Refurbishments at Bedwas and Bargoed Police Stations have been completed

- Rolling out an Energy Conservation/Carbon Reduction Scheme with LED Lighting
- Rolling out electric vehicle charging points
- Refurbishment at New Tredegar
- Victim Support Teams and partners are relocating from Blackwood to Pontypool to ease an accommodation issue

Fleet Reviews and Electric Vehicles


Following the Gwent-wide work to review the fleets of each of the 5 local authorities and PSB partners (led by Caerphilly County Borough Council) the Council has appointed a Fleet Review Officer to undertake a review of all its vehicles, and to develop a strategy to reduce vehicle numbers and to transition the remaining ones to ultra-low emission vehicles by 2030. The work includes undertaking specific reviews with each service area to understand the challenges and to agree the way forward.

The first electric vehicles (EVs) – Meals on Wheels vans and cleaners’ vans – are operational. In parallel with this, the necessary infrastructure is being put in place, with the first two charging hubs at Penallta House and the Tir y Berth depot planned to be operational by early in 2022. This will provide the infrastructure to allow the first tranche of 100 electric vehicles to be delivered later in the year.

The Council is also leading on a Cardiff Capital Region Challenge project looking at how we can support residents who do not have off-street parking to move to electric vehicles. Electric vehicle charging points for use by residents have now been installed at 11 car parks across the county borough. The 17 charge points were funded by the Office of Low Emission Vehicles (OLEV) with match funding from the Council. The usage data shows a consistent increase in the number of residents starting to use these to charge their electric vehicles.



32 - Co-working hubs



33 - Co-working hubs




34 - Co-working hubs



35 – Electric vehicle at charging point



36 – Pod point charger



37 – Pod point charger

[Return to main contents page](#)

Youth services

Youth services, like many other services, have been especially busy over the last year, thinking of more and more innovative ways of interacting and helping young people and their families. The paragraphs below set out a flavour of what has gone on:

Senedd sessions

5 young people engaged in 2 online educational sessions about the Welsh Parliament. The 'Senedd, Elections and Me' sessions included information about the powers of the Senedd, the work of Members of the Senedd and how to have a voice in the day-to-day work of the Senedd. The information that the young people gained from the workshops is very relevant to the theme of Ethical, Informed Citizens. All young people enjoyed the informative sessions and gained valuable knowledge. Young people were also joined in a Q&A session by Hefin David (Member of the Senedd for Caerphilly) and young people were able to engage in the Q&A session.

RecRock Sessions

RecRock is a music project for young people funded by Cash4U. The project is an online music festival, where participants are mentored by professional musicians to prepare them to film their performance in a music studio, ready for broadcast in an online stream. Performers can perform their own songs or cover material, whether they're already an experienced performer, or someone who is really interested in music but more reserved. It is an opportunity for young people to show off their creative side and experience other areas of the performance world such as technical (sound, lighting, camera, social media, design etc.), or drama (hosting the event). One young person has just started on the project and is already thoroughly enjoying being creative with music and song-writing.

Partnership working with Gwent Police Targeted Outreach Project

Gwent Police experienced a number of issues with people not following the rules regarding the Covid-19 lockdowns. There was a particular concern regarding young people not adhering to rules, and therefore the Police contacted the Youth Service to ask for their support in engaging with young people in a positive way to ensure they were all clear on the rules. Gwent Police and the Targeted Outreach senior youth worker patrolled localities, to inform individuals and groups about Covid-19 and lockdown rules. They were also able to check on their welfare and offer additional support if required.

Targeted Outreach project youth workers were out in all weathers to ensure young people could get the support they may need. They contacted and supported a lot of young people through some difficult times and issues such as Covid-19, family issues, school/college, sexual health, drug and alcohol, and anti-social behaviour.

The Youth Service worked in partnership with the Council's catering service to help provide free school meals. Staff were in contact with vulnerable families to guide them through the

application process, as well as helping to deliver meals to families within the county borough. The Youth Service also helped the Council's Community Regeneration Team to provide food bank parcels to vulnerable families, who were in critical need of support to receive essential food items.

The team also worked with the Learning Pathway Centre (LPC) in Bargoed on a number of projects – digging the beds, planting seasonal vegetables, harvesting and preparing the beds for next season's growth at the allotments; collecting donations for homeless charities and helping assemble food hampers; and working in partnership with Ystrad Mynach College, taking two groups weekly to the LPC to train at Level 1 in hairdressing and construction.

Partnership Working - Hub project (Legacy) - Aneurin Bevan Health Board Child and Adolescent Psychology

Youth workers deal with a large number of families and young people to help support their well-being. Many families and young people struggle with complex issues and are sometimes in need of intensive support to help them resolve these or improve their situation. Youth support workers have worked closely with a Aneurin Bevan University Health Board (ABUHB) therapist in what has proved to be an extremely successful partnership.

One example is where they worked with a young person with long-standing compound mental health issues, providing them and their mother with weekly support sessions via Zoom for the past year. They were able to explore their relationship and recognise behaviours that were acting as barriers in their relationship. The ability to recognise and change these behaviours has helped improve family relations. They were subsequently able to access additional mental health services, which has all helped the young person transition between services when they turned 18.

The therapist has also provided Hub workers with support for their own mental wellbeing, enabling them to work more effectively and safely.

Schools

The Hub has worked in partnership with both Bryn Awel Primary School and Bedwas High School over the past year to support pupils, and more recently to work with Graig-y-Rhacca Primary School. They identified pupils most in need of support and offered them a choice of weekly calls, Zoom sessions or hard copy resources during lockdown. They also addressed issues such as lack of technology, difficulty with home schooling, and encouraged young people to attend the school hubs. The team continues to keep in contact the schools to monitor progress.

Art Project – libraries

Young people can tune into online sessions to create a piece of art/craft work each week. The project is also looking to create an online gallery of these pieces of work to be showcased on

social media channels. The Youth Service hopes to work longer-term with the Library service to create physical displays as well as possibly other spaces, such as empty shop units.



38 - Siren emergency services board game developed by young people and emergency services



39 - Work activity packs and make your own first aid kit



Caerphilly Youth Forum
Instagram Photos · Jul 17, 2020 · 0

40 - Dial 55 poster on Youth Forum social media and link Welsh Ambulance not 999 calls



41 - Gwent Police and youth workers tweet advising young people



42 – Youth workers out in all sorts of weather!



43 -Youth Service workers delivering meals

[Return to main contents page](#)

Welsh language and culture

The PSB continues to be very keen to support and promote the use of Welsh within the county borough area. Menter Iaith Sir Caerffili has been a key partner in developing 'The Caerphilly We Want' Well-being Plan 2018-2023 and the Well-being Assessment, by facilitating the voice of Welsh speakers in their development. Menter Iaith also assists with the PSB's communications and engagement work, supports volunteering through the medium of Welsh, as well as supporting Welsh learners.

Third Sector Welsh language organisations assist PSB members in delivering the actions in the Council's 5-year Welsh Language Strategy, which aims to improve services for families, children, communities, in the workplace and help improve infrastructure. By working with the voluntary sector, the PSB is assured that it has the best expertise and capacity to assist with the important task of making Welsh an everyday part of the culture of the area.

Menter Iaith coordinates the Welsh Language Forum for the county borough, which includes a range of third sector organisations, statutory partners and educational organisations. The Forum plays a key role in delivering the Welsh Language Strategy, and during the past year its members have collaborated successfully to the process of developing a new Strategy for 2022-2027. This Strategy will ensure that all partner organisations plan and agree targets, which will ensure that opportunities to use the Welsh language on a community level (for all ages) continue to develop and that there is a thriving Welsh language and culture across the county borough.

Menter Iaith has responded to the challenges of Covid-19 during the past year and has adapted its services to ensure that Welsh speakers and learners were able to access support and opportunities through the medium of Welsh. A clear link between well-being and access to Welsh medium services was highlighted by the pandemic, and Menter Iaith has responded by providing a range of digital opportunities in addition to outdoor activities when appropriate and safe. These included weekly discussion sessions, workshops and activities for children and young people, Ffiliffest On-line (our annual Welsh language and cultural festival), walking activities, volunteering opportunities and support for vulnerable Welsh speakers across our communities.

Menter Iaith has also recently updated its language profile for the county borough, which highlights the latest research in community use of the Welsh language. If we are to support the thousands of Welsh speakers to use the language as part of their daily lives, it is imperative that opportunities and accessible services of a high standard are available to them. By providing sufficient opportunities, we can demonstrate that it is possible to participate in community life through the medium of Welsh, and that using the Welsh language as a skill enables you to make a valuable contribution to your local community's development.

Menter Iaith has an important role in developing new Welsh-medium services for local Welsh speakers. By developing new Welsh-medium services, we are creating a local demand for

Welsh-speaking workers and volunteers and enabling Welsh speakers to use their skills locally and see a significant value in those skills.



44 - Ffiliffest 2021 poster

[Return to main contents page](#)

Looking to the future

'The Caerphilly We Want' Well-being Plan 2018-2023 is now well over halfway through its delivery schedule. We hope that our annual reports have demonstrated that public services (working with communities, individuals and the voluntary sector) have helped us make significant inroads into the plan's objectives. We have all had to adapt significantly due to the Covid-19 pandemic and incorporated new objectives to meet these extra challenges.

The Future Generations legislation is designed to bring about generational changes in well-being and therefore the PSB are always mindful of much longer horizons than five years. As we have already highlighted, we are already working on the new Well-being Plan with our partners in Gwent and this will be published in May 2023. However, our focus will always be on the well-being of local communities and we will continue to assess needs and respond, as partners, within the Caerphilly county borough area. We will therefore continue to report on the progress made against 'The Caerphilly We Want' Well-being Plan until 2023.

Measuring our progress

Progress against our four Well-being Objectives (Positive Change, Positive Start, Positive People and Positive Places) is supported by the activity under the Action Areas and Enablers discussed above.

A six-monthly report is provided to the PSB on the progress of each of the Action Areas and these are scrutinised by local Councillors who hold the PSB to account. If you would like to look at any of these performance reports you can find them on the [Caerphilly PSB website](#).

Contact us

If you have any comments to make regarding the contents of this annual report, or in relation to the Caerphilly or Gwent PSBs more generally, please contact us as follows:

Caerphilly Public Services Board, c/o Policy & Partnerships Team, Penallta House, Tredomen Park, Ystrad Mynach, Hengoed, CF82 7PG
E-mail: caerphillywewant@caerphilly.gov.uk Tel: 01495 235108



[Return to main contents page](#)

This page is intentionally left blank